



Shri Vaishnav Vidyapeeth Vishwavidyalaya, Indore

Think Excellence. Live Excellence.

SUBJECT CODE	Category	SUBJECT NAME	TEACHING & EVALUATION SCHEME								
			THEORY			PRACTICAL		L	T	P	CREDITS
			END SEM UNIVERSITY EXAM	TWO TERM EXAM	TEACHER ASSESSMENT*	END SEM UNIVERSITY EXAM	TEACHER ASSESSMENT*				
BTMA101		APPLIED MATHEMATICS I	60	20	20	0	0	3	1	0	4

Legends: L - Lecture; T - Tutorial/Teacher Guided Student Activity; P - Practical; C - Credit;

Teacher Assessment shall be based following components: Quiz/Assignment/ Project/Participation in Class, given that no component shall exceed more than 20 marks.

Course Educational Objectives (CEOs):

To introduce the students with the (A) Fundamentals of the Differential, Integral, Vector Calculus and Numerical Analysis.

Course Outcomes (COs):

After completion of this course the students are expected to be able to demonstrate following knowledge, skills and attitudes students will be able to:

1. Understand and apply the basics of the differential calculus.
2. Know the fundamental principles of the integral calculus and apply them.
3. Apply the techniques in the numerical analysis.
4. Know the numerical solution of the system of linear algebraic equations.
5. Understand and apply the basics of the vector calculus.


Syllabus

Unit-I

Differential Calculus: Limits of functions, continuous functions, uniform continuity, monotone and inverse functions. Differentiable functions, Rolle's Theorem, mean value theorems and Taylor's theorem, power series. Functions of several variables, partial derivatives, chain rule, Tangent planes and normal. Maxima, minima, saddle points, Lagrange multipliers, exact differentials.

Unit - II

Integral Calculus: Riemann integration, fundamental theorem of integral calculus, improper integrals. Application to length, area, volume, surface area of revolution. Multiple integrals with application to volume, surface area, Change of variables.


Chairperson
Board of Studies
Shri Vaishnav Vidyapeeth Vishwavidyalaya
Indore


Joint Registrar
Shri Vaishnav Vidyapeeth Vishwavidyalaya
Indore



Shri Vaishnav Vidyapeeth Vishwavidyalaya, Indore

Think Excellence. Live Excellence.

Unit – III

Numerical Analysis: Number Representation and Errors: Numerical Errors: Floating Point Representation; Finite Single and Double Precision Differences; Machine Epsilon; Significant Digits.

Numerical Methods for Solving Nonlinear Equations: Method of Bisection, Secant Method, False Position, Newton-Raphson's Method, Multidimensional Newton's Method, Fixed Point Method and their convergence.

Unit – IV

Numerical Analysis: Numerical Methods for Solving System of Linear Equations: Norms; Condition Numbers, Forward Gaussian Elimination and Backward Substitution; Gauss-Jordan Elimination; FGE with Partial Pivoting and Row Scaling; LU Decomposition; Iterative Methods: Jacobi, Gauss Siedal; Power method and QR method for Eigen Value and Eigen vector.

Unit – V

Vector Calculus: Gradient and directional derivative. Divergence and Curl of Vector point Function, line and surface integrals. Green's, Gauss' and Stokes' theorems and their applications.

Reference Books:

1. "Calculus", by T. M. Apostol, Volume I, 2nd Ed, Wiley, 1967.
2. "Calculus", by T. M. Apostol, Volume II, 2nd Ed, Wiley, 1969.
3. "Numerical Analysis", by K. E. Atkinson, John Wiley, Low Price Edition (2004).
4. "Elementary Numerical Analysis - An Algorithmic Approach", by S. D. Conte and C. de Boor, McGraw-Hill, 2005.
5. "Higher Engineering Mathematics", by B. S. Grewal, Khanna Publishers, Delhi
6. "Early Transcendental", by J. Stewart, Calculus: 5th Ed, Thomas Learning (Brooks/ Cole), Indian Reprint, 2003.
1. S. C. Chapra, Applied Numerical Methods with MATLAB for Engineers and Scientists

Chairperson
Board of Studies

Shri Vaishnav Vidyapeeth Vishwavidyalaya
Indore

Joint Registrar

Shri Vaishnav Vidyapeeth Vishwavidyalaya
Indore



Shri Vaishnav Vidhyapeeth Vishwavidhyalaya, Indore

Name of Program: B.Tech. Subject: Applied Chemistry

SUBJECT CODE	Category	SUBJECT NAME	TEACHING & EVALUATION SCHEME								
			THEORY			PRACTICAL		Th	T	P	CREDITS
			END SEM University Exam	Two Term Exam	Teachers Assessment*	END SEM University Exam	Teachers Assessment*				
BTCH 101	B.Tech.	Applied Chemistry	60	20	20	30	20	3	1	2	5

Legends: L - Lecture; T - Tutorial/Teacher Guided Student Activity; P - Practical; C - Credit;
Q/A - Quiz/Assignment/Attendance, MST Mid Sem Test.

*Teacher Assessment shall be based on following components: Quiz/Assignment/Project/Participation in class, given that no component shall exceed more than 10 marks.

Syllabus

Unit-I

POLYMERS AND REINFORCED PLASTICS

Classification of polymers - types of polymerization reactions - mechanism of addition polymerization: free radical, ionic and Ziegler - Natta - effect of structure on the properties of polymers - strength, plastic deformation, elasticity and crystallinity - Preparation and properties of important resins: Polyethylene, PVC, PMMA, Polyester, Teflon, Bakelite and Epoxy resins - compounding of plastics - moulding methods - injection, extrusion, compression.

Unit-II

(A) ELECTROCHEMISTRY:

Arrhenius theory of electrolytic dissociation, Transport number, Kohlrausch's law, Solubility product, Redox reaction, Electrochemical and concentration cells and their applications, Ion selective electrodes.

(B) CORROSION AND ITS CONTROL

Corrosion: Basic concepts - mechanism of chemical, electrochemical corrosion - Pilling Bedworth rule - Types of Electrochemical corrosion - galvanic corrosion - differential aeration corrosion - pitting corrosion - stress corrosion - Measurement of corrosion (wt. loss method only) - factors influencing corrosion. Corrosion control: Cathodic protection - sacrificial anodic method - corrosion inhibitors. Protective coatings: surface preparation for metallic coatings - electro plating (copper plating) and electroless plating (Nickel plating) - chemical conversion coatings - anodizing, phosphating & chromate coating

Vice Chancellor
Shri Vaishnav Vidhyapeeth
Vishwavidhyalaya, Indore

Director
Shri Vaishnav Institute of Science,
INDORE-453 111 (M.P.)

12.10.17
PROFESSOR & HEAD
DEPARTMENT OF CHEMISTRY
SVIS (SVVV), INDORE



Shri Vaishnav Vidhyapeeth Vishwavidhyalaya, Indore

Unit-III

BASIC INSTRUMENTAL TECHNIQUES

Basic principles, instrumentation and applications of UV - Visible spectroscopy, Infrared spectroscopy, and flame photometry . General introduction of Chromatography.

Unit-IV

WATER ANALYSIS AND TREATMENT

Water quality parameters: Physical, Chemical & Biological significance - Hardness of water - estimation of hardness (EDTA method) - Dissolved oxygen - determination (Winkler's method), Alkalinity - determination - disadvantages of using hard water in boilers: Scale, sludge formation - disadvantages - prevention - treatment: Internal conditioning - phosphate, carbon and carbonate conditioning methods - External: Zeolite, ion exchange, Lime Soda methods & Numericals- desalination - reverse osmosis and electrodialysis - domestic water treatment.

Unit-V

(A) LUBRICANTS


Mechanism of lubrication, Classification of lubricants, Properties & testing of lubricating oil. Definition of viscosity of a liquid; Determination of Viscosity; Shear Viscosity; Intrinsic Viscosity; Molecular weight from Viscosity measurement & Numerical problems based on viscosity index.

(B) ENGINEERING MATERIALS

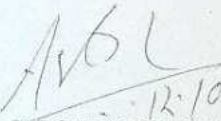
Cement and Refractories.

References

1. Engg. Chemistry- Rath cengage learning.
2. Applied Chemistry – Theory and Practice, O.P. Viramani, A.K. Narula, New Age Pub.
3. Chemistry for Environmental Engineering – Sawyer. McCarty and Parkin – McGraw Hill, International.
4. Basic Lubrication theory – Alistair Cameron
5. Engineering chemistry- Dr. Jyoti Mitna
6. Engineering chemistry- Dr. Sunita Ratan
7. Applied Chemistry – S.M. Khopkar
8. Polymer Science- V.R. Gowawriker
9. Introduction of polymer science- G.S. Mishra


Vice Chancellor
Shri Vaishnav Vidhyapeeth
Vishwavidhyalaya, Indore


Director,
Shri Vaishnav Institute of Science,
INDORE-453 111 (M.P.)

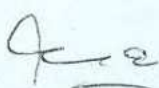

12/10/17
PROFESSOR & HEAD
DEPARTMENT OF CHEMISTRY
SVIS (SVVV), INDORE




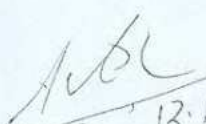
Shri Vaishnav Vidhyapeeth Vishwavidhyalaya, Indore

List of experiments.

- Exp. 01. To estimate the strength of the given unknown solution of Mohr's salt (Ferrous ammonium sulphate ($\text{FeSO}_4(\text{NH}_4)_2\text{SO}_4 \cdot 6\text{H}_2\text{O}$) using KMnO_4 solution as an intermediate.
- Exp.02 Estimation of hardness by EDTA method.
- Exp.03. Conductometric titration - determination of strength of an acid
- Exp.04. Estimation of iron by potentiometry.
- Exp.05. Determination of molecular weight of polymer by viscosity average method
- Exp.06. Determination of Na / K in water sample by Flame photometry (Demonstration)
- Exp.07. Determination of total alkalinity and acidity of a water sample
- Exp.08 Estimation of calcium ions present in tap water. (TDS)
- Exp.09 To determine the viscosity of a given liquid (30% sugar solution) at room temperature using Ostwald's viscometer.
- Exp.10 Testing of Flash point of lubricating oil by Pensky Martins apparatus.
- Exp.11 To determine the viscosity index by Red wood Viscometer 1 & 2.


Vice Chancellor
Shri Vaishnav Vidhyapeeth
Vishwavidyalaya, Indore


Director,
Shri Vaishnav Institute of Science,
INDORE-453 111 (M.P.)


12.10.17
PROFESSOR & HEAD
DEPARTMENT OF CHEMISTRY
SVIS (SVVV), INDORE



Shri Vaishnav Vidyapeeth Vishwavidyalaya, Indore

Think Excellence, Live Excellence.

B. Tech. in Mechanical Engineering

SUBJECT CODE	Category	SUBJECT NAME	TEACHING & EVALUATION SCHEME								
			THEORY			PRACTICAL		L	T	P	CREDITS
			END SEM UNIVERSITY EXAM	TWO TERM EXAM	TEACHER ASSESSMENT*	END SEM UNIVERSITY EXAM	TEACHER ASSESSMENT*				
BTME101		ENGINEERING DRAWING	60	20	20	30	20	2	0	4	4

Legends: L - Lecture; T - Tutorial/Teacher Guided Student Activity; P - Practical; C - Credit;

*Teacher Assessment shall be based following components: Quiz/Assignment/ Project/Participation in Class, given that no component shall exceed more than 20 marks.

Course Educational Objectives (CEOs):

To familiarize with concepts of (A) scale, conic sections and engineering curves (B) projections of points and line in all quadrants; (C) construction of geometrical figures & solids, with its orientation on horizontal and vertical planes, and its projection; section of solid, (D) development of solid and isometric projection view.

Course Outcomes (COs):

After completion of this course the students are expected to be able to demonstrate following knowledge, skills and attitudes

1. Student would be able to draw scale, conic sections and engineering curves.
2. Student would be able to draw projection of point and line; identify the use of these concepts in practical life.
3. Students would be able to understand plain & 3D model at various orientations and draw their projection.
4. Student would be able to draw the projections of with and without sectioning of solid models and surface development.
5. Students would be able to understand the difference between orthographic view and isometric projections.

Syllabus

Unit - I

Scales, Conic Section & Engineering Curves Scales: Representative Factor, types of scales, principle and construction of different scales

Conic Section: Construction of ellipse, parabola and hyperbola by different methods; Normal and Tangent

Engineering Curves: Cycloid, Epicycloids, Hyper cycloid, Involute, Archimedean and Logarithmic spirals.

Chairperson
Board of Studies

Shri Vaishnav Vidyapeeth Vishwavidyalaya
Indore

Joint Registrar
Shri Vaishnav Vidyapeeth Vishwavidyalaya
Indore



Shri Vaishnav Vidyapeeth Vishwavidyalaya, Indore

Training for the 21st Century

Unit - II

Projection of Points & Line Projection: Introduction to projection, Types of projection, terminology, first angle and third angle

Projection of Points: Introduction of point, conventional representation

Projection of Lines: Introduction of straight line, orientation of straight line, true inclination and true length, concepts of end projectors, plan and traces and auxiliary planes

Unit - III

Projections of Planes: Introduction of planes, types of planes, orientation of planes, projection of planes in different positions, traces of planes

Projection of Solids: Introduction of solids, classification of solids, recommended naming of corners of solids, orientation of solids

Unit - IV

Section of Solids & Development of Surfaces **Section of Solids:** Introduction of section of solids, terminology, types of section planes, section of prisms, section of pyramid and section of composite solids

Development of Surfaces: Introduction of development of surfaces, classification of surfaces, methods of development, development of prisms, pyramids, cylinder and cone, anti-development

Unit - V

Isometric Projections: Introduction of isometric projection, terminology, isometric projections and isometric views, isometric views of planes, right solids, truncated solids and composite solids.

Reference Books:

1. "Engineering Graphics", by Varghese
2. "Engineering Drawing", by Leonel Zurbito
3. "Engineering Drawing", by N.D. Bhatt.
4. "Engineering Drawing", by C. Agarwal & Basant Agarwal.
5. "Engineering Drawing", by P.S. Gill.

List of Experiments

1. Drawing various types of scales using representative fraction.
2. Drawing various conics section.
3. Projection of points in all quadrants.
4. Projection of straight lines in all quadrants in various orientations.
5. Projection of geometrical planes with various orientations.
6. Projection of solid models with various orientations.
7. Projection of section of solids by using various types of cutting planes.
8. Drawing development of surface using various methods of prisms, pyramids, cone,

Chairperson
Board of Studies

Shri Vaishnav Vidyapeeth Vishwavidyalaya
Indore

Joint Registrar
Shri Vaishnav Vidyapeeth Vishwavidyalaya
Indore



Shri Vaishnav Vidyapeeth Vishwavidyalaya, Indore

Think Excellence. Live Excellence.

B. Tech. in Mechanical Engineering

SUBJECT CODE	Category	SUBJECT NAME	TEACHING & EVALUATION SCHEME								
			THEORY			PRACTICAL		L	T	P	CREDITS
			END SEM UNIVERSITY EXAM	TWO TERM EXAM	TEACHER ASSESSMENT*	END SEM UNIVERSITY EXAM	TEACHER ASSESSMENT*				
BTME101		ENGINEERING DRAWING	60	20	20	30	20	2	0	4	4

Legends: L - Lecture; T - Tutorial/Teacher Guided Student Activity; P - Practical; C - Credit;

*Teacher Assessment shall be based following components: Quiz/Assignment/ Project/Participation in Class, given that no component shall exceed more than 20 marks.

Course Educational Objectives (CEOs):

To familiarize with concepts of (A) scale, conic sections and engineering curves (B) projections of points and line in all quadrants; (C) construction of geometrical figures & solids, with its orientation on horizontal and vertical planes, and its projection; section of solid, (D) development of solid and isometric projection view.

Course Outcomes (COs):

After completion of this course the students are expected to be able to demonstrate following knowledge, skills and attitudes

1. Student would be able to draw scale, conic sections and engineering curves.
2. Student would be able to draw projection of point and line; identify the use of these concepts in practical life.
3. Students would be able to understand plain & 3D model at various orientations and draw their projection.
4. Student would be able to draw the projections of with and without sectioning of solid models and surface development.
5. Students would be able to understand the difference between orthographic view and isometric projections.

Syllabus

Unit - I

Scales, Conic Section & Engineering Curves Scales: Representative Factor, types of scales, principle and construction of different scales

Conic Section: Construction of ellipse, parabola and hyperbola by different methods; Normal and Tangent

Engineering Curves: Cycloid, Epicycloids, Hyper cycloid, Involute, Archimedean and Logarithmic spirals.

Chairperson
Board of Studies

Shri Vaishnav Vidyapeeth Vishwavidyalaya
Indore

Joint Registrar
Shri Vaishnav Vidyapeeth Vishwavidyalaya
Indore



Shri Vaishnav Vidyapeeth Vishwavidyalaya, Indore

Think Excellence, Live Excellence

cylinder, etc.

9. Drawing anti- development of surfaces.

10. Drawing isometric projections using various methods and isometric views.



**Chairperson
Board of Studies**

**Shri Vaishnav Vidyapeeth Vishwavidyalaya
Indore**



Joint Registrar

**Shri Vaishnav Vidyapeeth Vishwavidyalaya
Indore**



Shri Vaishnav Vidyapeeth Vishwavidyalaya, Indore

Name of Program: Bachelor of Technology in Electronics & Communication

SUBJECT CODE	Category	SUBJECT NAME	TEACHING & EVALUATION SCHEME								
			THEORY			PRACTICAL		L	T	P	CREDITS
			END SEM University Exam	Two Term Exam	Teachers Assessment*	END SEM University Exam	Teachers Assessment*				
BTEC102	EC	Fundamentals of Electronics Engineering	60	20	20	30	20	3	0	2	4

Legends: L - Lecture; T - Tutorial/Teacher Guided Student Activity; P - Practical; C - Credit;

*Teacher Assessment shall be based following components: Quiz/Assignment/ Project/Participation in Class, given that no component shall exceed more than 10 marks.

Course Objectives:-

The subject aims to provide the student with:

1. An understanding of basic Electronics Engg. abstractions on which analysis and design of electronic circuits and systems are based, basic devices(analog and digital) and instrumentation abstractions.

Course Outcomes:-

Students will:

1. Learn how to develop and employ circuit models for elementary electronic components, e.g., resistors, sources, inductors, capacitors, diodes and transistors;
2. Become adept at using various methods of circuit analysis, including simplified methods such as series-parallel reductions, voltage and current dividers, etc.
3. Develop the capability to analyze and design simple circuits containing non-linear elements such as transistors using the concepts of load lines, operating points and incremental analysis;
4. Learn how the primitives of Boolean algebra are used to describe the processing of binary circuits and to use electronic components as building blocks in electronically implementing binary functions;

Syllabus

UNIT-I

Evolution and Impact of Electronics in industries and in society, Familiarization with Resistors, Capacitors, Inductors, Transformers and Electro mechanical components, PN Junction diode: Structure, Principle of operation, various types of Diode, Solar cell.

UNIT-II

Rectifiers: Half wave and full wave rectifiers, capacitive filter, Zener voltage regulator. Bipolar Junction Transistors: Structure, Principle of operation, and its CB, CC, CE configuration.


Chairperson

Board of Studies

Shri Vaishnav Vidyapeeth Vishwavidyalaya
Indore


Registrar

Shri Vaishnav Vidyapeeth Vishwavidyalaya
INDORE (M.P.)



Shri Vaishnav Vidyapeeth Vishwavidyalaya, Indore

UNIT-III

Basic electrical parameter measuring Instruments: voltmeters & ammeter, wattmeter, energy meter, Basics of CRO (analog & digital).

UNIT-IV

Number System: Introduction to binary, octal, decimal & hexadecimal systems, representation of negative numbers, 1's, 2's, 9's, 10's complement and their arithmetic. Introduction, Definitions, Principle of Duality, Basic Theorems, Applications of Boolean Algebra, Boolean Functions, Complement of Boolean Function. Logic Gates (Symbol, Truth Table, Logic Diagram): And, OR, NOT, NAND, NOR, XOR, XNOR. Universal Gates: NAND Gate and NOR Gate implementation.

UNIT-V

SIGNALS: Introduction, Representation of Discrete-time Signals: Graphical Representation, Functional Representation, Tabular Representation, and Sequence Representation. Elementary Signals: Unit Step Function, Unit Ramp Function, Unit Parabolic Function, Unit Impulse Function, Sinusoidal Signal, Real Exponential Signal, Complex Exponential Signal, Rectangular Pulse Function, Triangular Pulse Function and their energy and power calculation

Text Books:

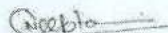
1. Boylested, R. L. and Nashelsky, L., Electronic Devices and Circuit Theory, Pearson Education
2. Bell, D. A., Electronic Devices and Circuits, Oxford University Press
3. Digital Design M. Morris Mano and Michael D. Ciletti, Pearson Education
4. A Anand Kumar, Signals and Systems, PHI.

References

1. Vijay Baru, Rajendra Kaduskar, Sunil T. Gaikwad, Basics of Electronics Engineering, Wiley India Pvt. Ltd
2. Rodger E. Ziemer/William H Tranter/D. R. Fannin Signals and Systems: Continuous and Discrete (4th Edition)
3. A.K Sawhney, A Course on Electrical and Electronics Measurement and Measuring Instruments Dhanpat Rai pub.

List of Experiments.

1. Familiarization with Laboratory Instruments (Oscilloscope, Function Generator, Digital Multimeter, DC Power Supply)
2. Characterization of Passive Circuit Elements (R, L, C)
3. Time & Frequency Response of RC and RL Circuits
4. V-I curve for P-N Junction Diodes.
5. V-I curve for Zener Diode.
6. Zener as a voltage regulator
7. Half-Wave and Full-Wave (Center tapped and Bridge) Rectifiers
8. Bipolar Junction Transistor (BJT) Circuits (Inverter, Common Emitter Amplifier)
9. Conversion of number system
10. Basic Combinatorial Circuits.


Chairperson

Board of Studies
Shri Vaishnav Vidyapeeth Vishwavidyalaya
Indore


Registrar

Shri Vaishnav Vidyapeeth Vishwavidyalaya
INDORE (M.P.)



Shri Vaishnav Vidyapeeth Vishwavidyalaya

Bachelor of Technology (Civil Engineering)

COURSE CODE	CATEGORY	COURSE NAME	L	T	P	CREDITS	TEACHING & EVALUATION SCHEME				
							THEORY		PRACTICAL		
							END SEM University Exam	Two Term Exam	Teachers Assessment*	END SEM University Exam	Teachers Assessment*
BTCE 101		FUNDAMENTALS OF CIVIL ENGINEERING	3	0	2	4	60	20	20	30	20

Legends: L - Lecture; T - Tutorial/Teacher Guided Student Activity; P - Practical; C - Credit;

*Teacher Assessment shall be based following components: Quiz/Assignment/ Project/Participation in Class, given that no component shall exceed more than 10 marks.

Course Objectives:

The Students (A) Will Be Able to identify various civil engineering aspects (B) with emphasis on civil engineering materials, various surveys and major structures in civil engineering (C) efficiently & effectively (D)

Course Outcomes:

The students will be able to

1. Understand and identify various building materials
2. Perform various surveys required to carry civil engineering work
3. Identify various aspects of remote sensing.
4. Get knowledge about various aspects of roads and dams.

Syllabus:

UNIT I

Building Materials: Stones, bricks, concrete, cement, lime, mortar, timber-types, properties & uses. Nominal proportion of Concrete, preparation of concrete, compaction, curing.

UNIT II

Construction Elements: Elements of Building Construction- Types and their suitability, Foundations & footings, brick masonry walls, floors, roofs, Doors, windows, lintels, staircases.

UNIT III

Surveying: Introduction to surveying Instruments – levels, Theodolite, plane tables and related devices. Measurement of distances – by EDM, measurement of directions by different methods, measurement of elevations by different methods. Reciprocal leveling.

UNIT IV

Mapping & Sensing: Mapping details and contouring, measurement of areas, volumes, application of measurements in quantity computations, Introduction of remote sensing and its applications.

UNIT V

Roads: Types of Roads, Nagpur Road Plan, Components of Road and their function; Bridges: types and Important parts of bridges.

Chairperson
Board of Studies

Shri Vaishnav Vidyapeeth Vishwavidyalaya

Indore

Registrar

Shri Vaishnav Vidyapeeth Vishwavidyalaya
INDORE (M.P.)



Shri Vaishnav Vidyapeeth Vishwavidyalaya

Bachelor of Technology (Civil Engineering)

Suggested Readings:

1. S. Ramamrutam & R.Narayanan; Basic Civil Engineering, Dhanpat Rai Publication.
2. B.C. Punmia, Surveying, Standard book depot.
3. Surveying by Duggal – Tata McGraw Hill New Delhi.
4. Building Construction by S.C. Rangwala- Charotar publications House, Anand.
5. Building Construction by Gurucharan Singh- Standard Book House, New Delhi
6. Global Positioning System Principles and application- Gopi, TMH

List of Practical's:

1. To perform traverse surveying with prismatic compass, check for local attraction and determine corrected bearings and to balance the traverse by Bowditch's rule.
2. To perform leveling exercise by height of instrument of Rise and fall method.
3. To determine (a) normal consistency (b) Initial and Final Setting time of a cement Sample.
4. To determine the workability of fresh concrete of given proportions by slump test or compaction factor test.
5. To determine the Compressive Strength of brick.
6. To determine particle size distribution and fineness modulus of course and fine Aggregate.


Chairperson
Board of Studies
Shri Vaishnav Vidyapeeth Vishwavidyalaya
Indore


Registrar
Shri Vaishnav Vidyapeeth Vishwavidyalaya
INDORE (M.P.)



Shri Vaishnav Vidyapeeth Vishwavidyalaya, Indore

At the End of the Day, Give Excellence

B. Tech. in Mechanical Engineering

SUBJECT CODE	Category	SUBJECT NAME	TEACHING & EVALUATION SCHEME								
			THEORY			PRACTICAL		L	T	P	CREDITS
			END SEM UNIVERSITY EXAM	TWO TERM EXAM	TEACHER ASSESSMENT*	END SEM UNIVERSITY EXAM	TEACHER ASSESSMENT*				
BTME103		WORKSHOP PRACTICES	0	0	0	30	20	0	0	2	1

Legends: L - Lecture; T - Tutorial/Teacher Guided Student Activity; P - Practical; C - Credit;

*Teacher Assessment shall be based following components: Quiz/Assignment/ Project/Participation in Class, given that no component shall exceed more than 20 marks.

Course Educational Objectives (CEOs):

To paraphrases with (A) workshop technology, industrial safety, and understand material properties. (B) Carpentry shop, fitting shop, (C) welding and casting.

Course Outcomes (COs):

After completion of this course the students are expected to be able to demonstrate following knowledge, skills and attitudes students will be able to

1. Student would be able to understand the need of workshop, technology related to it, and industrial safety and precautions.
2. Student would be able to use carpentry tools, analyses various wood joints and their properties.
3. Students would be able to use fitting tools to make various shapes and design.
4. Student would be able to recognize various welding techniques and their needs.
5. Students would be able to design various shapes by using casting technologies.

Syllabus

Unit -I

Introduction to Workshop Technology & Industrial Safety

Workshop Technology: Introduction, need of workshop and types of workshop

Industrial Safety- Introduction, objective of industrial safety, causes of accidents, common sources of accidents, preventive measures, and common safety methods.

Unit -II

Carpentry Shop Carpentry: Introduction, types of timbers, defects in timbers, timber prevention, characteristics of good timber, common tools used in carpentry shop (marking and measuring tools; cutting tools and striking tools), and common wood joints (cross-lap, corner-lap, dovetail and bridle joints).

Chairperson
Board of Studies

Shri Vaishnav Vidyapeeth Vishwavidyalaya
Indore

Joint Registrar

Shri Vaishnav Vidyapeeth Vishwavidyalaya
Indore



Shri Vaishnav Vidyapeeth Vishwavidyalaya, Indore

Think Different Live Excellence

Unit -III

Fitting Shop Fitting: Introduction, tools used in fitting shop (measuring tools, holding tools, cutting tools, striking tools and supporting tools) and operation performed in fitting work.

Unit -IV

Welding Shop Welding: Introduction, terminological elements of welding process, welding joints (lap joints and butt weld joint), welding positions, advantages and disadvantages of welding, classification of welding, gas welding processes and safety recommendation for gas welding.

Unit -V

Casting: Pattern making and sand casting, Pattern materials, Types of pattern, Pattern allowances. Core prints. Moulding sand, ingredients, classification, sand additives, properties of moulding sand, sand preparation and testing. Green sand mould preparation. Cores and core making – Types of cores.

Reference Books:

1. "Production Technology", by R.K. Jain
2. "Principles of Manufacturing Material & Process", by Campbell
3. "Welding: Principles & Practise", by Bonhart
4. "Welding and Welding Technology", by Little
5. "Principles of Foundry Technology", by Jain
6. "Manufacturing Technology", by P. N. Rao
7. "Workshop Technology", by B.S. Raghuvanshi

List of Experiments

1. To study various industrial safety precautions & preventive measures.
2. To study the various timber properties, its defects and its prevention.
3. To make various joints (L-joint, T-joint, Cross joint, etc.) using carpentry tools.
4. To perform various fitting shop operations using fitting tools.
5. To study various welding methods and its safety precaution.
6. To make various welding joints (Butt joints, Lap, joints, corner joints, etc).
7. To study sheet metal properties and safety precautions.
8. To make various shapes using sheet metal tools and terminologies.

Chairperson
Board of Studies
Shri Vaishnav Vidyapeeth Vishwavidyalaya
Indore

Joint Registrar
Shri Vaishnav Vidyapeeth Vishwavidyalaya
Indore



Shri Vaishnav Vidyapeeth Vishwavidyalaya, Indore

Think Excellence, Live Excellence

B. Tech. in Mechanical Engineering

SUBJECT CODE	Category	SUBJECT NAME	TEACHING & EVALUATION SCHEME								
			THEORY			PRACTICAL		L	T	P	CREDITS
			END SEM UNIVERSITY EXAM	TWO TERM EXAM	TEACHER ASSESSMENT*	END SEM UNIVERSITY EXAM	TEACHER ASSESSMENT*				
BTME104		INTRODUCTION TO CAD & SOLID MODELLING	0	0	0	0	50	0	0	4	2

Legends: L - Lecture; T - Tutorial/Teacher Guided Student Activity; P - Practical; C - Credit;

*Teacher Assessment shall be based following components: Quiz/Assignment/Project/Participation in Class, given that no component shall exceed more than 20 marks.

Course Educational Objectives (CEOs):

To paraphrases with (A) CAD, related applications with it and its need, (B) 2-D and 3-D modeling terms, draw and editing commands and utility commands.

Course Outcomes (COs):

After completion of this course the students are expected to be able to demonstrate following knowledge, skills and attitudes

The students will be able to

1. Student would be able to understand CAD, its application and limitations.
2. Students would be able to use 2-D drawing, editing commands and its applications.
3. Student would be able to use solid modelling commands, and to understand various modelling methods.
4. Students would be able to solve assembly related problems.
5. Students would be able to draw various 2-D, solid models and analyze various machine assemblies.

Syllabus

Unit - I


Introduction to Cad: Introduction, history of 2D and solid modeling, menus, toolbars, pointing device, command prompt, function keys

Unit - II

2-D Drawing & Editing Commands: Introduction, line commands, coordinate systems, orthogonal lines, circle and arc commands, etc

Editing Commands: Introduction, erase and selection commands, move commands, copy commands, extend command, trim command, mirror command, etc

Layers & Linotypes: Introduction, layers status line weights, object properties.


Chairperson
Board of Studies
Shri Vaishnav Vidyapeeth Vishwavidyalaya
Indore


Joint Registrar
Shri Vaishnav Vidyapeeth Vishwavidyalaya
Indore



Shri Vaishnav Vidyapeeth Vishwavidyalaya, Indore

Think Excellence, Live Excellence.

Unit -III

Fitting Shop Fitting: Introduction, tools used in fitting shop (measuring tools, holding tools, cutting tools, striking tools and supporting tools) and operation performed in fitting work.

Unit -IV

Welding Shop Welding: Introduction, terminological elements of welding process, welding joints (lap joints and butt weld joint), welding positions, advantages and disadvantages of welding, classification of welding, gas welding processes and safety recommendation for gas welding.

Unit -V

Casting: Pattern making and sand casting, Pattern materials, Types of pattern, Pattern allowances. Core prints. Moulding sand, ingredients, classification, sand additives, properties of moulding sand, sand preparation and testing. Green sand mould preparation. Cores and core making – Types of cores.

Reference Books:

1. "Production Technology", by R.K. Jain
2. "Principles of Manufacturing Material & Process", by Campbeu
3. "Welding: Principles & Practise", by Bonhart
4. "Welding and Welding Technology", by Little
5. "Principles of Foundry Technology", by Jain
6. "Manufacturing Technology", by P. N. Rao
7. "Workshop Technology", by B.S. Raghuvanshi

List of Experiments

1. To study various industrial safety precautions & preventive measures.
2. To study the various timber properties, its defects and its prevention.
3. To make various joints (L-joint, T-joint, Cross joint, etc.) using carpentry tools.
4. To perform various fitting shop operations using fitting tools.
5. To study various welding methods and its safety precaution.
6. To make various welding joints (Butt joints, Lap, joints, corner joints, etc).
7. To study sheet metal properties and safety precautions.
8. To make various shapes using sheet metal tools and terminologies.

Chairperson
Board of Studies
Shri Vaishnav Vidyapeeth Vishwavidyalaya
Indore

Joint Registrar
Shri Vaishnav Vidyapeeth Vishwavidyalaya
Indore



Shri Vaishnav Vidyapeeth Vishwavidyalaya, Indore

Think Excellence, Live Excellence.

B. Tech. in Mechanical Engineering

SUBJECT CODE	Category	SUBJECT NAME	TEACHING & EVALUATION SCHEME								
			THEORY			PRACTICAL		L	T	P	CREDITS
			END SEM UNIVERSITY EXAM	TWO TERM EXAM	TEACHER ASSESSMENT*	END SEM UNIVERSITY EXAM	TEACHER ASSESSMENT*				
BTME104		INTRODUCTION TO CAD & SOLID MODELLING	0	0	0	0	50	0	0	4	2

Legends: L - Lecture; T - Tutorial/Teacher Guided Student Activity; P - Practical; C - Credit;

***Teacher Assessment** shall be based following components: Quiz/Assignment/Project/Participation in Class, given that no component shall exceed more than 20 marks.

Course Educational Objectives (CEOs):

To paraphrases with (A) CAD, related applications with it and its need, (B) 2-D and 3-D modeling terms, draw and editing commands and utility commands.

Course Outcomes (COs):

After completion of this course the students are expected to be able to demonstrate following knowledge, skills and attitudes

The students will be able to

1. Student would be able to understand CAD, its application and limitations.
2. Students would be able to use 2-D drawing, editing commands and its applications.
3. Student would be able to use solid modelling commands, and to understand various modelling methods.
4. Students would be able to solve assembly related problems.
5. Students would be able to draw various 2-D, solid models and analyze various machine assemblies.

Syllabus

Unit - I

Introduction to Cad: Introduction, history of 2D and solid modeling, menus, toolbars, pointing device, command prompt, function keys


Unit - II

2-D Drawing & Editing Commands: Introduction, line commands, coordinate systems, orthogonal lines, circle and arc commands, etc

Editing Commands: Introduction, erase and selection commands, move commands, copy commands, extend command, trim command, mirror command, etc

Layers & Linotypes: Introduction, layers status line weights, object properties.


Chairperson
Board of Studies
Shri Vaishnav Vidyapeeth Vishwavidyalaya
Indore


Joint Registrar
Shri Vaishnav Vidyapeeth Vishwavidyalaya
Indore



Shri Vaishnav Vidyapeeth Vishwavidyalaya, Indore

Make Excellence Your Experience

Unit - III

Solid modelling

Types of Modelling: Solid modeling, surface modeling and wire frame modeling

Draw Commands: Introduction, polygon, cuboids, donut, ellipse, multiline, conic sections, etc

Editing Commands: Introduction, extrudes, revolve, sweep, etc

Unit - IV

Assembly Drafting: Introduction, constraints, exploded views, interference check, layout, standard and section views, dimensioning, detailing and plotting.

Unit - V

Part Design: Introduction, 2-d model (triangle, rectangle, circle, etc), solid models (nut, bolts, small machine parts), machine assemblies

Reference Books:

1. "An Introduction to Computer Aided Design (CAD)", by A. Mustun
2. "Mastering AutoCAD 2016 and AutoCAD LT 2016", by G. Omura
3. "AutoCAD 3D Training Manual", by K.S. Kurland
4. "CAD/CAM: Principles and Application", by Rao
5. "Computer Aided Manufacturing", by Rao
6. "CAD/CAM: Theory and Practices", by Zeid
7. "Mastering CAD/CAM (SIE)", by Zeid

List of Experiments

1. To study various software for Computer Aided drafting.
2. To study various drawing commands for 2-D drawing in AutoCAD.
3. To study various editing commands from 2-D drawing in AutoCAD.
4. To draw various 2-D drawing using AutoCAD.
5. To study various solid modelling commands in AutoCAD.
6. To draw various solid models using AutoCAD.
7. To study various utility commands in AutoCAD.
8. To study various assemblies and drafting used in machine components.


Chairperson
Bo
Shri Vaishnav Vidyapeeth Vishwavidyalaya
Indore


Joint Registrar
Shri Vaishnav Vidyapeeth Vishwavidyalaya
Indore