



B. Tech.(Electronics and Instrumentation)

SUBJECT CODE	Cate- gory	SUBJECT NAME	TEACHING & EVALUATION SCHEME								
			THEORY			PRACTICAL		Th	T	P	CREDITS
			END SEM UNIVERSITY EXAM	TWO TERM EXAM	TEACHERS ASSESSMENT	END SEM UNIVERSITY EXAM	TEACHERS ASSESSMENT				
BTEI501		Digital Signal Processing	60	20	20	30	20	3	1	2	5

Legends: L - Lecture; T - Tutorial/Teacher Guided Student Activity; P – Practical; C - Credit; Q/A – Quiz/Assignment/Attendance, MST Mid Sem. Test.

***Teacher Assessment** shall be based following components: Quiz/Assignment/ Project/Participation in Class, given that no component shall exceed more than 10 marks.

Course Objectives:

1. Course will introduce the basic concepts and techniques for processing signals on a computer.
2. Introduce various methods in DSP, including digital filter design, transform-domain processing and importance of Signal Processors.
3. The course emphasizes intuitive understanding and practical implementations of the theoretical concepts.

Course Outcomes:

Student will be able to:

1. Represent discrete-time signals analytically and visualize them in the time domain.
2. Understand the meaning and implications of the properties of systems and signals.
3. To use and understand implementation of digital filters and be able to specify and design any digital filters using MATLAB.
4. To understand the concept of analog and digital filter design and techniques.

Syllabus

Unit-I

8hr

Introduction to DSP, Fourier Series-representation of periodic signals and a periodic signal, Discrete Fourier Series (DFS), Discrete Fourier Transform (DFT), Properties of DTFT-DFT, Relation between DFT and other transform, Linear and Circular Convolution, Linear Convolution using the DFT, Two Dimensional DFT.

Unit-II

10hr

Computation of the Discrete Fourier Transform: Goertzel algorithm, Radix-2 FFT algorithms: Decimation in time and Decimation in frequency, FFT algorithm for N composite number, Chirp Z transforms (CZT).

Neel
Chairperson
Board of Studies

Shri Vaishnav Vidyapeeth Vishwavidyalaya
Indore

Joint Registrar
Shri Vaishnav Vidyapeeth
Vishwavidyalaya, Indore



Unit-III

8hr

Flow Graph and Matrix Representation of Digital Filters: Block diagrams & Signal flow graph representation of Digital network, Matrix Representation, Basic network structures and their Realization for IIR and FIR systems, Tuller's theorem for Digital filters and its applications.

Unit IV

12hr

Analog filter design Butterworth and Chebyshev approximations, IIR filter design by Impulse Invariance, Bilinear transformation, Approximation of derivatives. Linear phase FIR filter using windowing techniques, Frequency sampling techniques, Symmetric and Anti symmetric FIR filters, Hilbert Transform, Finite word length effects in digital Filters

Unit V

8hr

Introduction to DSP Processors, Fixed point Digital Signal Processors, TMS320C2000 series DSP-Architecture, central processing unit, program control, programming issues, system issues, applications, Introduction to floating point Digital Signal Processors

Text Books:

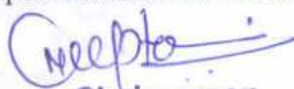
1. John G. Proakis, Dimitris G. Manolakis, "Digital Signal Processing: Principles, algorithms and applications" Fourth edition 2015, Pearson Prentice Hall.
2. S. Salivahanan, C. Gnanpriya, "Digital Signal processing", McGraw Hill Fourth edition 2010.

References Books:

1. A.V. Oppenheim and R. W. Schaffer, "Digital Signal Processing", Prentice Hall, 2008.
2. Sanjit K. Mitra, Sanjit Kumar Mitra "Digital Signal Processing: A Computer-based Approach" McGraw-Hill, 2011

List of Experiments:

1. Generation, analysis and plots of discrete-time signals.
2. Implementation of operations on sequences (addition, multiplication, scaling, shifting, folding etc).
3. Computation and plot of DTFT of sequences, verification of properties of DTFT.
4. Computation and plot of DFT of sequences, verification of properties of DFT.
5. Computation and plots of linear convolution of two sequences.
6. Computation and plots of circular convolution of two sequences.
7. Computation of radix-2 FFT- Decimation in time and Decimation in frequency.
8. Implementation of IIR and FIR filter structures (direct, cascade, parallel etc).
9. Implementation of various window design techniques (Rectangular, Bartlett).
10. Implementation of various window design techniques (Hann, Hamming).



Chairperson
Board of Studies

Shri Vaishnav Vidyapeeth Vishwavidyalaya
Indore



Joint Registrar
Shri Vaishnav Vidyapeeth
Vishwavidyalaya, Indore



B.Tech(Electronics and Instrumentation)

SUBJECT CODE	Category	SUBJECT NAME	TEACHING &EVALUATION SCHEME								
			THEORY			PRACTICAL		Th	T	P	CREDITS
			End Sem University Exam	Two Term Exam	Teachers Assessment*	End Sem University Exam	Teachers Assessment*				
BTEE503		Control System Engineering	60	20	20	30	20	3	1	2	5

Legends: L - Lecture; T - Tutorial/Teacher Guided Student Activity; P – Practical; C - Credit; Q/A Quiz/Assignment/Attendance, MST Mid Sem Test.

Credit Hrs 40

Course Educational Objectives (CEOs):

The course will provide understanding of control system and mathematical modeling of the system

Course Outcomes (COs):

After the successful completion of this course students will be able to

1. Demonstrate the understanding of basic element and modeling of the control system.
2. Analyze the stability in time domain and frequency domain
3. Design the controller and compensators for the system

Syllabus

Unit 1

8 Hrs

Introduction: Basic Elements of Control System, Open loop and Closed loop systems, Differential equation, Transfer function, Modeling of Electric systems, Translational and rotational mechanical systems, Block diagram reduction Techniques, Signal flow graph, Constructional and working concept of ac servomotor.

Unit 2

8 Hrs

Time Domain Analysis: Standard test signals, Time response of first order systems, Characteristic Equation of Feedback control systems, Transient response of second order systems, Time domain specifications, Steady state response, Steady state errors and error constants, P, PI, PD and PID Compensation


Chairperson
Board of Studies

Shri Vaishnav Vidyapeeth Vishwavidyalaya
Indore


Joint Registrar
Shri Vaishnav Vidyapeeth
Vishwavidyalaya, Indore



ShriVaishnavVidyapeethVishwavidyalaya, Indore

Unit 3

8 Hrs

Stability Analysis and Root locus: The concept of stability – Routh's stability criterion – qualitative stability and conditional stability – limitations of Routh's stability. The root locus concept - construction of root loci-effects of adding poles and zeros to $G(s)H(s)$ on the root loci.

Unit 4

8 Hrs

Frequency domain Analysis: Frequency domain specifications-Bode diagrams-Determination of Frequency domain specifications and Phase margin and Gain margin-Stability Analysis from Bode Plots. Polar Plots, Nyquist Plots, Stability analysis. Compensation techniques – Lag, Lead, Lead-Lag Controllers design in frequency Domain

Unit 5

8 Hrs

State Space Analysis of Continuous Systems: Concepts of state, state variables and state model, derivation of state models from block diagrams, Diagonalization- Solving the Time invariant state Equations- State Transition Matrix and its Properties – Concepts of Controllability and Observability.

TEXTBOOK

1. I.J.Nagrath and M.Gopal, "Control System Engineering", New Age International Publishers, 5th Edition, 2008.
2. Richard C Dorf; Robert H Bishop, "Modern control system", Pearson Education, 13th Edition, 2017.

REFERENCES

1. M F Golnaraghi and Benjamin C Kuo, "Automatic control systems", New York McGraw-Hill Education, 9th Edition, 2017.
2. M.Gopal, Digital Control and State Variable Methods, Tata McGraw- Hill 4th Edition, 2014.
3. Joseph J DiStefano, Allen R Stubberud and Ivan J Williams, Schaum's Outline Series, "Feedback and Control Systems", Tata McGraw- Hill, 2nd Edition 2014.
4. John J.D'azzo & Constantine H.Houpis, 'Linear control system analysis and design', Tata McGraw-Hill., 4th Edition 2000.

List of Experiments

1. Perform step response of a transfer function
2. Perform impulse response of a transfer function
3. Perform ramp response of a transfer function
4. Analyze torque speed characteristics and determine the transfer function of a DC servomotor.
5. Analyze characteristics of a small AC servomotor and determine its transfer function.
6. Perform the transient and frequency response of a second order network.
7. Perform the performance of various types of controllers used to control the temperature of an oven.
8. Draw nyquist plot from a transfer function


Chairperson
Board of Studies

Shri Vaishnav Vidyapeeth Vishwavidyalaya
Indore


Joint Registrar
Shri Vaishnav Vidyapeeth
Vishwavidyalaya, Indore



Shri Vaishnav Vidyapeeth Vishwavidyalaya, Indore

9. Draw root locus from a transfer function
10. Draw bode plot from a transfer function

Chairperson
Board of Studies

Shri Vaishnav Vidyapeeth Vishwavidyalaya
Indore

Joint Registrar
Shri Vaishnav Vidyapeeth
Vishwavidyalaya, Indore



B. Tech.(Electronics and Instrumentation)

SUBJECT CODE	Category	SUBJECT NAME	TEACHING & EVALUATION SCHEME								
			THEORY			PRACTICAL		Th	T	P	CREDITS
			END SEM University Exam	Two Term Exam	Teachers Assessment*	END SEM University Exam	Teachers Assessment*				
BTEC504	EC	CMOS VLSI Design	60	20	20	30	20	3	1	2	5

Legends: L - Lecture; T - Tutorial/Teacher Guided Student Activity; P – Practical; C - Credit;

***Teacher Assessment** shall be based following components: Quiz/Assignment/ Project/Participation in Class, given that no component shall exceed more than 10 marks.

Course Educational Objectives (CEOs):

To inculcate the concepts of CMOS VLSI Design and relate its importance in today's scenario.

To impart knowledge based on design of analog as well as digital VLSI circuits.

Course Outcomes (COs):

After completion of this course the students are expected to be able to demonstrate following knowledge, skills and attitudes

The students will be able to:

1. Demonstrate the working and device physics related to CMOS.
2. Design circuits based on combinational logic.
3. Design analog circuits related to CMOS.
4. Draw stick diagrams and design layouts for different devices and circuits.

Syllabus**Unit-I: Introduction / Orientation**

VLSI Design flow, Y- Chart, Structured design strategies: Hierarchy, Regularity, Modularity and Locality. Design Methods: Microprocessor/DSP, Programmable Logic, GA and SOG, Cell based design, Full custom Design; Platform based design/SOC. Design Economics.

Unit-II: MOS Transistor Theory

MOS device equations, Second order effects: Mobility degradation and velocity saturation, Body effect, Short channel effects, Narrow width effects.

CMOS Inverter DC Characteristics-VI Characteristics, Beta Ratio effects, Noise Margin. Scaling: Transistor Scaling, Supply Voltage Scaling, Interconnect Scaling.

Unit-III: Delay and Power Considerations

Delay Definitions, Transient response, RC Delay model, Linear Delay Model. CMOS Logic



Chairperson
Board of Studies

Shri Vaishnav Vidyapeeth Vishwavidyalaya
Indore



Joint Registrar
Shri Vaishnav Vidyapeeth
Vishwavidyalaya, Indore



implementations, Logical Effort. Power Definitions, Dynamic Power, Static Power, Latch up triggering and prevention.

Unit-IV: CMOS Processing Technology

Wafer Formation, Photolithography, N-well process, Twin tub process, Stick Diagrams, layout design rules, CMOS process enhancements.

Unit-V: Analog CMOS design

Introduction to analog design, Current Mirror, Single stage amplifier: Common source with diode, resistive and current source connected load, Source follower, and Differential amplifiers.

Frequency response: Miller effect, Association of Poles with nodes, common source stage and source followers.

Text Books:

1. Neil H.E. Weste, David Money Harris, CMOS VLSI Design, A circuits and systems perspective, IV Edition, Pearson.
2. Neil H.E. Weste, David Money Harris, Ayan Banerjee, CMOS VLSI Design, A circuits and systems perspective, III Edition, Pearson Education.
3. Behzad Razavi, Design of Analog CMOS Integrated Circuits, Tata McGraw-Hill Education, 2002.
4. Peter Van Zant, Microchip Fabrication, Sixth Edition: A Practical Guide to Semiconductor Processing, McGraw Hill Professional.

References Books:

1. Randall L. Geiger, Philip E. Allen, Noel R. Strader, VLSI Design Techniques for analog and digital circuits, Tata McGraw Hill.
2. Sung Mo kang, Yusuf Leblebici, CMOS Digital Integrated Circuits: Analysis and Design, IV Edition, Tata McGraw Hill.
3. Douglas A. Pucknell, Kamran Eshraghian, Basic VLSI Design, III Edition, Prentice Hall.
4. S M Sze, VLSI Technology, II Edition, Tata McGraw-Hill Education.

LIST OF EXPERIMENTS:

1. Introduction to layout EDA tools and Technologies.
2. Study of Stick Diagrams and Euler's Path.
3. Layout design of Resistors, Capacitors and MOSFETS.
4. Layout Design for Logic gates.
5. Layout Design for Half adder and Full adder.
6. Layout Design for Multiplexer.
7. Layout Design for Encoders and Decoders.
8. Layout Design for SRAM.
9. Layout Design for Flip Flops.
10. Layout Design for 4-Bit Multiplier.
11. Study of different packages and Bonding pads.


Chairperson
Board of Studies

Shri Vaishnav Vidyapeeth Vishwavidyalaya
Indore


Joint Registrar
Shri Vaishnav Vidyapeeth
Vishwavidyalaya, Indore



Shri Vaishnav Vidyapeeth Vishwavidyalaya, Indore



B.Tech. Electronics and Instrumentation

SUBJECT CODE	Category	SUBJECT NAME	TEACHING & EVALUATION SCHEME								
			THEORY			PRACTICAL		Th	T	P	CREDITS
			END SEM University Exam	Two Term Exam	Teachers Assessment*	END SEM University Exam	Teachers Assessment*				
BTE1502		Fiber Optics and Instrumentation	60	20	20	0	0	3	1	0	4

Legends: L - Lecture; T - Tutorial/Teacher Guided Student Activity; P - Practical; C - Credit;

*Teacher Assessment shall be based following components: Quiz/Assignment/Project/Participation in Class, given that no component shall exceed more than 10 marks.

Course Educational Objectives (CEOs):

1. To give the knowledge of Optical Instrumentation system to the students.
2. To develop the understanding of optical communication system.
3. To give the student a clear idea about the various strategies of optical fiber modes.
4. To make them aware of latest technologies and standards use in optical communication.
5. To give the student a clear idea about optical networks & concept of protocols.
6. To give the knowledge of different techniques used in optical measurement systems

Course Outcomes (Cos):

Student will be able to

1. Understand about the optical couplers and sensors.
2. Demonstrate communication in different modes.
3. Apply concept of optical switching.
4. Solve various optical networks and techniques.
5. Demonstration of various types of optical source like LED, LASER etc.

Syllabus

Unit-1

8hr

Introduction to vector nature of light, Propagation of light, Propagation of light in a cylindrical dielectric rod, ray model, wave model. Theory of image formation, Coma, astigmatism, distortion, Chromatic aberration


Chairperson
Board of Studies

Shri Vaishnav Vidyapeeth Vishwavidyalaya
Indore


Joint Registrar
Shri Vaishnav Vidyapeeth
Vishwavidyalaya, Indore



Shri Vaishnav Vidyapeeth Vishwavidyalaya, Indore

Unit-2

10hr

Different types of optical fibers, model analysis of a step index fiber. Signal degradation on optical fiber due to dispersion and attenuation.

Unit-3

10hr

Optical fiber in instrumentation, optical fibers as sensors, modulation techniques for sensors fiber optic power measurement. Stabilized calibrated light sources, end-to-end measurement of fiber losses, optical signal processing.

Unit-4

8hr

Optical power meters, optical attenuators, optical spectrum analyzer, measurement techniques like optical time domain reflectometry, (OTDR), attenuation measurements

Unit-5

8hr

Optical Sources & detectors: LED and LASERS, photo detectors, pin detectors detector responsivity – noise, optical receivers. Integrated optical devices

TEXT BOOKS:

1. John M. Senior, Optical Fiber Communications- Principles and Practice, 2nd Edition, Pearson Education, 2014.
2. Gerd Keiser, Optical Fiber Communication 4th edition, Tata McGraw-Hill Education, 2014.

REFERENCES:

1. Ajoy Ghatak, Optics, 4th edition Tata McGraw-Hill Education, 2012.
2. Allen H. Cherin, An Introduction to Fiber Optics, Tata McGraw-Hill Education, 1987.
3. David A. Krohn & Trevor W. MacDougall, Fiber Optic Sensors: Fundamentals and Applications, 4th Edition, SPIE PRESS BOOK, 2015.
4. Max Ming-Kang Liu, Principles & Application of Optical Communication, 1st edition, TMH, 1993.

Chairperson
Board of Studies

Shri Vaishnav Vidyapeeth Vishwavidyalaya
Indore

Joint Registrar
Shri Vaishnav Vidyapeeth
Vishwavidyalaya, Indore



Shri Vaishnav Vidyapeeth Vishwavidyalaya Indore

91

B. Tech.(Electronics and Instrumentation)

COURSE CODE	Category	COURSE NAME	TEACHING & EVALUATION SCHEME								
			THEORY			PRACTICAL		Th	T	P	CREDITS
			END SEM University Exam	Two Term Exam	Teachers Assessment*	END SEM University Exam	Teachers Assessment*				
BTCS403		Data Structure & Algorithms	60	20	20	30	20	3	1	2	5

Legends: L - Lecture; T - Tutorial/Teacher Guided Student Activity; P - Practical; C - Credit;

*Teacher Assessment shall be based following components: Quiz/Assignment/ Project/Participation in Class, given that no component shall exceed more than 10 marks.

COURSE OBJECTIVES

1. To teach efficient storage mechanisms of data for an easy access.
2. To design and implementation of various basic and advanced data structures.
3. To introduce various techniques for representation of the data in the real world.
4. To develop application using data structures.
5. To teach the concept of protection and management of data.

COURSE OUTCOMES

Upon completion of the subject, students will be able to:

1. Get a good understanding of applications of Data Structures.
2. Develop application using data structures.
3. Handle operations like searching, insertion, deletion, traversing mechanism etc. on Various data structures.
4. Decide the appropriate data type and data structure for a given problem.
5. Select the best algorithm to solve a problem by considering various problem characteristics, such as the data size, the type of operations, etc.

SYLLABUS

UNIT-I

Introduction, Overview of Data structures, Types of data structures, Primitive and Non Primitive data structures and Operations, Algorithms. Characteristic of Array, One Dimensional Array, Operation with Array, Two Dimensional Arrays, Three or Multi-Dimensional Arrays. Strings, Array of Structures, Drawbacks of linear arrays, Pointer and Arrays, Pointers and Two Dimensional Arrays, Array of Pointers, Pointers and Strings.


Chairperson
Board of Studies

Shri Vaishnav Vidyapeeth Vishwavidyalaya
Indore


Joint Registrar
Shri Vaishnav Vidyapeeth
Vishwavidyalaya, Indore



Shri Vaishnav Vidyapeeth Vishwavidyalaya Indore

UNIT-II

The Stack as an ADT, Stack operation, Array Representation of Stack, Link Representation of Stack, Application of stack – Recursion, Polish Notation .

The Queue as an ADT, Queue operation, Array Representation of Queue, Linked Representation of Queue, Circular Queue, Priority Queue, & Dequeue, Application of Queues.

UNIT-III

Linked List as an ADT, Linked List Vs. Arrays, Memory Allocation & De-allocation for a Linked List, Linked List operations, Types of Linked List, Implementation of Linked List, Application of Linked List polynomial.

UNIT-IV

Definitions and Concepts, Binary trees, operations on binary trees, Binary tree and tree traversal algorithms, operations on binary trees, List, representation of Tree. Graph Representation, Graph traversal (DFS & BFS).

UNIT-V

Sort Concept, Shell Sort, Radix sort, Insertion Sort, Quick Sort, Merge Sort, Heap Sort, List Search, Linear Index Search, Index Sequential Search Hashed List Search, Hashing Methods , Collision Resolution.

Text Books:

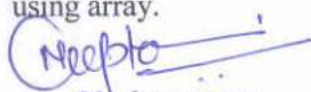
1. Ashok N. Kamthane, "Introduction to Data structures", Pearson Education India.
2. Tremblay & Sorenson, "Introduction to Data- Structure with applications", Tata Mc- Graw Hill.
3. Bhagat Singh & Thomas Naps, "Introduction to Data structure", Tata Mc- Graw Hill.
4. Robert Kruse, "Data Structures and Program Design", PHI.
5. Aaron M. Tenenbaum & Moshe J. Augenstein, "Data Structure using PASCAL", PHI.

Reference Books:

1. Data Structures Using C & C++, Rajesh K. Shukla, Wiley- India.
2. Data Structures Using C, ISRD Group, Second Edition, Tata McGraw-Hill.
3. Data Structure Using C, Balagurusamy.
4. C & Data Structures, Prof. P.S. Deshpande, Prof. O.G. Kakde, Dreamtech press.
5. Data Structures, Adapted by: GAV PAI, Schaum's Outlines.

List Of Experiments:

1. To develop a program to find an average of an array using AVG function.
2. To implement a program that can insert, delete and edit an element in array.
3. To develop an algorithm that implements push and pop stack operations and implement the same using array.
4. To perform an algorithm that can insert and delete elements in queue and implement the same using array.



**Chairperson
Board of Studies**

Shri Vaishnav Vidyapeeth Vishwavidyalaya
Indore


Shri Vaishnav Vidyapeeth
Vishwavidyalaya, Indore



Shri Vaishnav Vidyapeeth Vishwavidyalaya Indore

5. To implement an algorithm for insert and delete operations of circular queue and implement the same using array.
6. To develop an algorithm for binary tree operations and implement the same.
7. To design an algorithm for sequential search, implement and test it.
8. To develop an algorithm for binary search and perform the same.
9. To implement an algorithm for Insertion sort method.
10. To develop an algorithm that sorts number of elements using bubble sort method.
11. To design an algorithm for Merge sort method and implement the same.

**Chairperson
Board of Studies**

**Shri Vaishnav Vidyapeeth Vishwavidyalaya
Indore**

**Joint Registrar
Shri Vaishnav Vidyapeeth
Vishwavidyalaya, Indore**



B. Tech.(Electronics and Instrumentation)

SUBJECT CODE	Category	SUBJECT NAME	TEACHING & EVALUATION SCHEME								
			THEORY			PRACTICAL		Th	T	P	CREDITS
			END SEM University Exam	Two Term Exam	Teachers Assessment*	END SEM University Exam	Teachers Assessment*				
BTEC515	EC	Data Communication	60	20	20	30	20	3	1	2	5

Legends: L - Lecture; T - Tutorial/Teacher Guided Student Activity; P - Practical; C - Credit;

*Teacher Assessment shall be based following components: Quiz/Assignment/ Project/Participation in Class, given that no component shall exceed more than 10 marks.

Course Objectives:

The purpose of this subject is to cover the underlying concepts and techniques used in Data Communication. In this subject we discuss various principles, standards for communication over different type of Communication Media

Course Outcomes:

After completion of this course the students are expected to be able to demonstrate following knowledge, skills and attitudes. The student will be able to:

1. List and describe various data communication protocols.
2. List and describe various networking standards.
3. Describe alternative networking approaches and topologies.
4. Describe various important hardware devices used in networking.

Syllabus

Unit I

Introduction to data communication: Components, bit rate, baud rate, Data transmission- Parallel and serial transmission, Synchronous and Asynchronous transmission, line configuration - Point to point and point to multipoint configuration, topology, transmission modes.

Unit II

OSI reference model, TCP/IP reference model, DTE-DCE interface, interface standards, modems, cable modem, X.21 Modem, FDDI, IPV4 and IPV6.

Unit III

Congestion control, CSMA/CD, Ethernet, digital subscriber line - ADSL, SDSL, VDSL. Pleisochronous digital hierarchy (PDH), Synchronous digital hierarchy (SDH), Terminal handling & polling, Handshaking, X.25.

Chairperson
Board of Studies

Shri Vaishnav Vidyapeeth Vishwavidyalaya
Indore

Joint Registrar
Shri Vaishnav Vidyapeeth
Vishwavidyalaya, Indore



Shri Vaishnav Vidyapeeth Vishwavidyalaya, Indore

Unit IV

Switching techniques- Circuit, Packet and Message switching, Types of error- single bit error, burst error, Error detection- Vertical redundancy check, Longitudinal redundancy check, Cyclic redundancy check, error correction- Hamming code, Integrated services digital network (ISDN), ISDN services, digital signals, digital to digital encodings.

Unit V

RJ-45, BNC Connector, Network interface card, ARQ, Sliding Window protocol, Connecting Devices: Active and Passive Hubs, Repeaters, Bridges, Two & Three layer switches & Gateway, Asynchronous transfer mode (ATM).

Text Books:

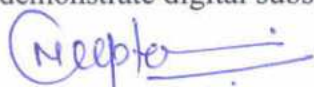
1. Forouzan, Data Communications and Networking, II-Edition, (TMH).

References Books:

1. Tomasi, Advanced Electronic Communication Systems, Sixth edition, 2009, PHI Learning.
2. Tomasi, Introduction to Data Communication Systems, Fourth edition, 2005, Pearson Education.
3. William Stallings, Data and Computer Communications, Eighth edition, Pearson Education.
4. Brijendra Singh, Data Communications and Networks, Third edition, 2011, PHI Learning.
5. A. S. Tanenbum, Computer Network, Fifth edition, 2011, Pearson Education.
6. C. Prakash Gupta, Data communication and Computer Networks, Second edition, 2014, PHI Learning
7. Miller, "Data Network and Communication", First edition, 1999, Cengage Delmar Learning

List of Experiments:

1. To perform data transmission using RS-232 Interface.
2. To perform Synchronous and Asynchronous transmission.
3. To perform Parallel and Serial transmission.
4. To perform data transmission using Fiber optics.
5. To demonstrate Protocols in data communication.
6. To demonstrate Wireless communication.
7. To Implementation of Ring topology using DB-9.
8. To perform data transmission using Network Interface Card.
9. To implement cross cable connection and straight cable connection.
10. To demonstrate digital subscriber line-ADSL for broadband connection.



Chairperson
Board of Studies

Shri Vaishnav Vidyapeeth Vishwavidyalaya
Indore


Joint Registrar
Shri Vaishnav Vidyapeeth
Vishwavidyalaya, Indore

**B.Tech.(Electronics and Instrumentation)**

SUBJECT CODE	Category	SUBJECT NAME	TEACHING & EVALUATION SCHEME								
			THEORY			PRACTICAL		Th	T	P	CREDITS
			END SEM University Exam	Two Term Exam	Teachers Assessment*	END SEM University Exam	Teachers Assessment*				
BTMT511		Automation	60	20	20	30	20	3	1	2	5

Legends: L - Lecture; T - Tutorial/Teacher Guided Student Activity; P – Practical; C - Credit;

***Teacher Assessment** shall be based following components: Quiz/Assignment/ Project/Participation in Class, given that no component shall exceed more than 10 marks.

Course Objective:

Provides the knowledge of the industrial automation, systems design, PLC, DCS installation, modification, maintenance, and repair.

Course Outcomes:

Student will be able to:

1. Demonstrate the General function of Industrial Automation.
2. Implement Programmable Logic Controller in various application.
3. Insure Safety in Industrial Automation.
4. Use various types of Industrial Sensors.

Syllabus**Unit-1****10hr**

Introduction to Industrial Automation, type of automation system, Benefits of automation. Automation pyramid, automation tools like PAC, PLC, SCADA, DCS, Hybrid DCS with reference to automation pyramid, Comparison of PLC, PAC, and SCADA on the basis of Performance criteria Control system audit.

Unit-2**10hr**

Definition of protocol, OSI model, Modbus (ASCII I/RTU), third party interface, concept of OPC, HART Protocol: Introduction, frame structure, programming, implementation examples, benefits, advantages and limitation. Foundation Fieldbus H1: Introduction, frame structure, programming, implementation examples, benefits, advantages and limitation. Comparison of HART, Foundation Fieldbus.

Chairperson
Board of Studies

Shri Vaishnav Vidyapeeth Vishwavidyalaya
Indore

Joint Registrar
Shri Vaishnav Vidyapeeth
Vishwavidyalaya, Indore



Unit-3

8hr

DCS Project: Development of User Requirement Specifications, Functional Design Specifications for automation tool, GAMP, FDA.

Unit-4

8hr

Programmable Logic Controllers: Introduction of Advanced PLC programming, Selection of processor, Input/output modules, Interfacing of Input/output devices, Operator Interface, OPC, study of SCADA software, Interfacing of PLC with SCADA software.

Unit-5

10hr


DCS: Introduction to architecture of different makes, DCS Specifications, configuration of DCS blocks for different applications, Interfacing of protocol based sensors, actuators and PLC systems, Plant wide database management, Security and user access management, MES, ERP Interface.

TEXT BOOKS:-

1. S.K.Singh, Computer aided process control, PHI, 2004.
2. Webb & Reis, Programmable logic Controllers', (Prentice Hall of India), 2002
3. Madhuchhanda Mitra and Samarjit Sen Gupta, "Programmable Logic Controllers(PLC) and Industrial Automation", Penram International Publishing (India) Pvt. Ltd. 2007

REFERENCES:

1. N.E. Bhatti, the management of control system: Justification and Technical Auditing, ISA, New print.
2. Gary Dunning, 'Introduction to Programmable logic Controllers', (Delmar Publisher), 2011.
3. Krishna Kant, Computer Based Process control, PHI, 2011.
4. Samuel Herb, Understanding Distributed Process Systems For Control, ISA, New print.
5. Ppovik Bhatkar, Distributed computer control for industrial automation, Dekkar Pub.1990.



Chairperson
Board of Studies

Shri Vaishnav Vidyapeeth Vishwavidyalaya
Indore



Joint Registrar
Shri Vaishnav Vidyapeeth
Vishwavidyalaya, Indore

**B.Tech.(Electronics and Instrumentation)**

SUBJECT CODE	Category	SUBJECT NAME	TEACHING & EVALUATION SCHEME								
			THEORY			PRACTICAL		Th	T	P	CREDITS
			END SEM University Exam	Two Term Exam	Teachers Assessment*	END SEM University Exam	Teachers Assessment*				
BTEI511		Instrumentation System Design	60	20	20	30	20	3	1	2	5

Legends: L - Lecture; T - Tutorial/Teacher Guided Student Activity; P - Practical; C - Credit;

*Teacher Assessment shall be based following components: Quiz/Assignment/ Project/Participation in Class, given that no component shall exceed more than 10 marks.

Course Educational Objectives (CEOs):

1. To introduce the basic functional elements of instrumentation
2. To introduce the fundamentals of electrical and electronic instruments
3. To educate on the comparison between various measurement techniques
4. To introduce various types of control panel and its design.
5. To introduce various transducers and signal conditioning methods.

Course Outcomes (COs):

After completion of this course the students are able to-

1. To apply knowledge of measurement system.
2. To identify, formulate, and solve the fundamentals of designing
3. Demonstrate various types of control panel and its design.

SYLLABUS**UNIT -I****12 hr**

Introduction to Chemical instrumental analysis, advantages over classical methods, Laws of photometry(Beer and Lambert's law), Basic Components of analytical instruments.Chromatography: Classification, Gas chromatography: principle, constructional details, GC detectors, Estimation of oxygen, hydrogen, methane, carbon dioxide, CO, etc. in binary or complex gas mixtures. Zirconia-probe oxygen analyser.

UNIT -II**10 hr**

Neelpt

Chairperson
Board of Studies
Shri Vaishnav Vidyapeeth Vishwavidyalaya
Indore

AN

Joint Registrar
Shri Vaishnav Vidyapeeth
Vishwavidyalaya, Indore



Colorimeters, spectrophotometers (UV-Visible), monochromators, filters, grating, prism, dual wavelength and double monochromator systems, rapid scanning spectrophotometers, IR spectrophotometers.

UNIT -III

10 hr

Flame Photometry: Principle, constructional details, flue gases, atomizer, burner, optical system, recording system. Atomic absorption spectrophotometers: Theoretical concepts, instrumentation: hollow cathode lamps, burners and flames, plasma excitation sources, optical and electronic system

UNIT -IV

6 hr

Measurement of pH, Conductivity, particle counting, detection on the basis of scattering-Nephelometer, Laboratory Instruments: Centrifuge, oven, waterbath, Incubators, stirrers, Densitometer.

UNIT -V

8hr

Mass Spectrometer (MS): Principle, ionization methods, mass analyzer types – magnetic deflection type, time of flight, quadrupole, double focusing, detectors for MS, applications X-ray spectrometry: Instrumentation for X-ray spectrometry, X-ray diffractometer.

Text Books:

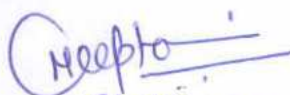
1. Handbook of Analytical Instruments, R. S. Khandpur, Tata McGraw–Hill Publications, 3rd edition (2010).
2. Instrumental Methods of Analysis, Willard, Merritt, Dean, Settle, CBS Publishers & Distributors, New Delhi, Seventh edition.(2005)

Reference Books :

1. Instrumental Methods of Chemical Analysis, Galen W. Ewing, McGraw-Hill Book Company, Fifth edition.(20112)
2. Introduction to Instrumental Analysis, Robert D. Braun, McGraw-Hill Book Company(2008)
3. Patranabis D-Principles of Industrial Inst. TMH Publication(2012)
4. Merritt W H W, Dean LL and Settie JA - Instrumental Methods of Analysis.(2013)
5. Skoog DA and West DM - Principles of Instrumental Analysis. Hand book of Analytical Instrument Technology, Vol-11, Analysis Instruments, Butter worthsScientific Publication, London.(2011)

LIST OF EXPERIMENT

1. To perform & Study of Gas chromatograph.
2. To analysis & Study of X-Ray Spectrometer.
3. To understand & Study Ultraviolet & Visible Spectrophotometer.



Chairperson

Board of Studies

Shri Vaishnav Vidyapeeth Vishwavidyalaya
Indore



Joint Registrar
Shri Vaishnav Vidyapeeth
Vishwavidyalaya, Indore



4. To Analysis & Study of Mass spectrometer.
5. To understand and analysis Viscosity measurement.
6. To perform & study Turbidity measurement.
7. To understand and study conductivity meter.
8. To analysis pH of the given solution using pH meter.
9. Study of Differactometer,
10. Study of Densitometer.

Chairperson
Board of Studies

Shri Vaishnav Vidyapeeth Vishwavidyalaya
Indore

Joint Registrar
Shri Vaishnav Vidyapeeth
Vishwavidyalaya, Indore



Shri Vaishnav Vidyapeeth Vishwavidyalaya, Indore

101

B.Tech. (Electronics & Instrumentation)

SUBJECT CODE	CAEG ORY	SUBJECT NAME	TEACHING & EVALUATION SCHEME								
			THEORY			PRACTICAL		Th	T	P	CREDITS
			END SEM UNIVERSITY EXAM	TWO TERM EXAM	TEACHERS ASSESSMENT	END SEM UNIVERSITY EXAM	TEACHERS ASSESSMENT				
BTEI503		Labview	0	0	0	30	20	0	0	2	1

Legends: L - Lecture; T - Tutorial/Teacher Guided Student Activity; P - Practical; C - Credit;
*Teacher Assessment shall be based following components: Quiz/Assignment/ Project/Participation in Class, given that no component shall exceed more than 10 marks.

Course Educational Objectives (CEOs):

1. To familiarize the student with introducing and exploring LABVIEW software.
2. To enable the student on how to approach for solving Engineering problems using simulation tools.
3. To prepare the students to use LABVIEW in their project works.
4. To provide a foundation in use of this software for real time applications.


Course Outcomes (Cos)

The students will be able to

1. Express programming & simulation for engineering problems.
2. Find importance of this software for Lab Experimentation.
3. Articulate importance of software's in research by simulation work.
4. In-depth knowledge of providing virtual instruments on Labview Environment.

LIST OF EXPERIMENTS

1. To study about labview.
2. Demonstration of virtual Instruments.
3. Perform basic arithmetic and boolean operations using Labview.



Chairperson
Board of Studies

Shri Vaishnav Vidyapeeth Vishwavidyalaya
Indore


Joint Registrar
Shri Vaishnav Vidyapeeth
Vishwavidyalaya, Indore



Shri Vaishnav Vidyapeeth Vishwavidyalaya, Indore


4. Find the sum of 'n' numbers using FOR loop and while loop and compare them.
5. Find the maximum and minimum variable from an array.
6. Merging of Analog signal at labview.
7. Design calculator a using labview.
8. Design a cube using labview and analyse the graphical changes by changing the values in array.
9. Demonstration of simulink in Labview.
10. Design a minor project .

Text Books:

1. LabVIEW based Advance Instrumentation, Dr. S. Sumathi,; Prof. P. Surekha ISBN: 978-3-540-48500-1 (Print) 978-3-540-48501-8 (Online). Download Book (PDF, 35920 KB)
2. Dr. S. Sumathi, Surekha P, "Virtual Instrumentation using LABView", ACME Learning, India, ISBN: 1234567175093, 01.12.2010, March 2011. Rs.261, ISBN-13:

Reference Books:

1. Sokoloff, 'Basic Concepts of lab view 4', Prentice Hall, 1998.
2. Gary Johnson, 'Lab view graphical programming', II Ed., McGraw Hill, 1997.
3. Lisa K Wells & Jeffrey Travels, 'Lab view for everyone', Prentice Hall, 1997.


Chairperson
Board of Studies
Shri Vaishnav Vidyapeeth Vishwavidyalaya
Indore


Joint Registrar
Shri Vaishnav Vidyapeeth
Vishwavidyalaya, Indore