



Shri Vaishnav Vidyapeeth Vishwavidyalaya, Indore

B.Tech. Mechatronics

SUBJECT CODE	CATEGORY	SUBJECT NAME	TEACHING & EVALUATION SCHEME								
			THEORY			PRACTICAL		Th	T	P	CREDITS
			END SEM University Exam	Two Term Exam	Teachers Assessment*	END SEM University Exam	Teachers Assessment*				
ML-301	Compulsory	Environment and Energy Studies	60	20	20	0	0	4	0	0	4

Legends: L - Lecture; T - Tutorial/Teacher Guided Student Activity; P - Practical; C - Credit;
Q/A - Quiz/Assignment/Attendance, MST Mid Sem Test.

Course Objectives: The students will be able to:

- 1.To understand sources of information required for addressing environmental challenges
- 2.To identify a suite of contemporary tools and techniques in environmental informatics
- 3.To apply literacy, numeracy and critical thinking skills to environmental problem-solving

Course Outcomes: The students should be able to:

- 1.Apply the principles of ecology and environmental issues that apply to air, land and water issues on a global scale.
- 2.Develop critical thinking and/or observation skills, and apply them to the analysis of a problem or question related to the environment.
- 3.Demonstrate ecology knowledge of a complex relationship between predators, prey, and the plant community.

Syllabus

Unit I

Environmental Pollution and Control Technologies: Environmental Pollution & Control: Classification of pollution, Air Pollution: Primary and secondary pollutants, Automobile and industrial pollution, Ambient air quality standards. Water pollution: Sources and types, Impacts of modern agriculture, degradation of soil. Noise Pollution: Sources and Health hazards, standards, Solid Waste management composition and characteristics of e - Waste and its management. Pollution control technologies: Wastewater Treatment methods: Primary, Secondary and Tertiary.


Chairperson

Board of Studies

Shri Vaishnav Vidyapeeth Vishwavidyalaya
Indore


Joint Registrar
Shri Vaishnav Vidyapeeth
Vishwavidyalaya, Indore



Shri Vaishnav Vidyapeeth Vishwavidyalaya, Indore

Unit II

Natural Resources: Classification of Resources: Living and Non - Living resources, water resources: use and over utilization of surface and ground water, floods and droughts, Dams: benefits and problem, Mineral resources: use and exploitation, environmental effects of extracting and using mineral resources, Land resources: Forest resources, Energy resources: growing energy needs, renewable energy source, case studies..

Unit III

Ecosystems: Definition, Scope and Importance ecosystem. Classification, Structure and function of an ecosystem, Food chains, food webs and ecological pyramids. Energy flow in the ecosystem, Biogeochemical cycles, Bioaccumulation, ecosystem value, devices and carrying capacity, Field visits.

Unit IV


Biodiversity and its Conservation: Introduction - Definition: genetic, species and ecosystem diversity. Bio-geographical classification of India - Value of biodiversity: consumptive use, productive use, social, ethical, aesthetic and option values - . Biodiversity at global, National and local levels. - . India as a megadiversity nation - Hot-spots of biodiversity - Threats to biodiversity: habitat loss, poaching of wildlife, manwildlife conflicts; Conservation of biodiversity: In-situ and Exsitu conservation. National biodiversity act.

Unit V

Environmental Policy, Legislation & EIA: Environmental Protection act, Legal aspects Air Act- 1981, Water Act, Forest Act, Municipal solid waste management and handling rules, biomedical waste management and handling rules, hazardous waste management and handling rules. EIA: EIA structure, methods of baseline data acquisition. Overview on Impacts of air, water, biological and Socio- economical aspects. Strategies for risk assessment, Concepts of Environmental Management Plan(EMP)

TEXT BOOKS:

1. Agarwal, K.C.,(latest edition).**Environmental Biology**, Bikaner :Nidi Pub. Ltd.,
2. Brunner R.C.(latest edition) **Hazardous Waste Incineration**, McGraw Hill Inc.
3. Clank R.S. .,(latest edition. **Marine Pollution**, Clanderson Press Oxford (TB).
4. **Environmental Encyclopedia**, Jaico Pub. Mumbai,
5. De A.K(latest edition) **Environmental Chemistry**, Wiley Western Ltd.



Chairperson

Board of Studies

Shri Vaishnav Vidyapeeth Vishwavidyalaya
Indore


Joint Registrar
Shri Vaishnav Vidyapeeth
Vishwavidyalaya, Indore



Shri Vaishnav Vidyapeeth Vishwavidyalaya, Indore

REFERENCE:

1. ErachBharucha(2005).**Environmental Studies for Undergraduate Courses** by for University Grants Commission.
2. R. Rajagopalan(2006).**Environmental Studies**. Oxford University Press.
3. M. AnjiReddy(2006).**Textbook of Environmental Sciences and Technology**. BS Publication.
4. Richard T. Wright(2008).**Enviromental Science: towards a sustainable future** PHL Learning Private Ltd. New Delhi.
5. Gilbert M. Masters and Wendell P. Ela .(2008).**Environmental Engineering and science**. PHI Learning Pvt Ltd.
6. Daniel B. Botkin& Edwards A. Keller(2008).**Environmental Science** Wiley INDIA edition.
7. AnubhaKaushik(2009).**EnviromentalStudies**. New age international publishers.

Chairperson
Board of Studies
Shri Vaishnav Vidyapeeth Vishwavidyalaya
Indore

Joint Registrar
Shri Vaishnav Vidyapeeth
Vishwavidyalaya, Indore



Shri Vaishnav Vidyapeeth Vishwavidyalaya, Indore

B.Tech. Mechatronics

SUBJECT CODE	Category	SUBJECT NAME	TEACHING & EVALUATION SCHEME								
			THEORY			PRACTICAL		Th	T	P	CREDITS
			END SEM University Exam	Two Term Exam	Teachers Assessment*	END SEM University Exam	Teachers Assessment*				
BTMT301		Digital Electronics	60	20	20	30	20	3	1	2	5

Legends: L - Lecture; T - Tutorial/Teacher Guided Student Activity; P – Practical; C - Credit;

*Teacher Assessment shall be based following components: Quiz/Assignment/ Project/Participation in Class, given that no component shall exceed more than 10 marks.

Course Educational Objectives (CEOs):

The Students Will Be Able to

1. To explain and illustrate the concepts of digital
2. To have problem solving techniques for various Digital circuits.
3. To develop the skill of design and simulation using modern tools.
4. To analyze the operation of sequential circuits

Course Outcomes (COs):

After completion of this course the students are expected to be able to demonstrate following knowledge, skills and attitudes

The students will be able to

1. develop the understanding of the Digital systems
2. Enhance their ability to use EDA tools.
3. To develop the research work, about the design methods.
4. Awareness of latest technologies and developments.
5. Implement various methods used to design the digital circuit for future application.

Syllabus

Unit-I

Number Systems: Decimal, binary, octal, hexadecimal number system and conversion, binary weighted codes, error detecting and correcting codes. Signed numbers, 1s and 2s complement codes, Binary arithmetic. Boolean algebra: Binary logic functions, Boolean laws, truth tables, associative and distributive properties, DeMorgans theorems, realization of switching functions using logic gates.

Unit-II

Combinational Logic: Switching equations, canonical logic forms, sum of product & product of sums, Karnaugh maps, two, three and four variable Karnaugh maps, simplification of expressions, Quine-McCluskey minimization technique, mixed logic combinational circuits, multiple output functions.


Chairperson
Board of Studies

Shri Vaishnav Vidyapeeth Vishwavidyalaya
Indore


Joint Registrar
Shri Vaishnav Vidyapeeth
Vishwavidyalaya, Indore



Shri Vaishnav Vidyapeeth Vishwavidyalaya, Indore

Analysis & design of Combinational Logic: Introduction to combinational circuits, code conversions, decoder, encoder, priority encoder, multiplexers as function generators, binary adder, subtractor, BCD adder, Binary comparator, arithmetic logic units

Unit-III

Sequential Logic: Sequential circuits, flip-flops, clocked and edge triggered flipflops, timing specifications, asynchronous and synchronous counters, counter design with state equations, Registers, serial in serial out shift registers, tristate register, timing considerations.

Sequential Circuits: State diagrams and tables, transition table, excitation table and equations. Examples using flip-flops. Analysis of simple synchronous sequential circuits, construction of state diagram, counter design.

Unit-IV

Programmable Logic: Programmable logic devices, programmable read only memory, programmable logic arrays and programmable array logic, Design using PLA, field programmable gate a arrays.

Introduction to various semiconductor memories, designing with ROM


Unit-V

Digital integrated circuits: Logic levels, propagation delay time, power dissipation fan-out and fan-in, noise margin, logic families and their characteristics TTL, LSTTL CMOS and ECL integrated circuits and their performance comparison, open collector and tristate gates and buffers.

Introduction to A/D and D/A converters. Various types of Analog Digital & Digital to Analog converters.

References

1. M. Morris Mano, "Digital Design", 4th Edition, Prentice Hall of India Pvt. Ltd., 2008 / Pearson Education (Singapore) Pvt. Ltd., New Delhi, 2003.. Mano; "Digital Logic & Computer Design"; PHI.
2. R.J. Tocci, "Digital Systems Principles & Applications".
3. Donald P. Leach and Albert Paul Malvino, "Digital Principles and Applications", 6th Edition, TMH, 2006
4. S Salivahanan, "Digital Circuits And Design"
5. John F. Wakerly, "Digital Design", Fourth Edition, Pearson/PHI, 2008
6. John M. Yarbrough, "Digital Logic Applications and Design", Thomson Learning, 2006.
7. Charles H. Roth. "Fundamentals of Logic Design", 6th Edition, Thomson Learning, 2013.


Chairperson
Board of Studies
Shri Vaishnav Vidyapeeth Vishwavidyalaya
Indore


Joint Registrar
Shri Vaishnav Vidyapeeth
Vishwavidyalaya, Indore



Shri Vaishnav Vidyapeeth Vishwavidyalaya, Indore

List of Experiments.

1. Getting familiar with various digital integrated circuits of different logic families. Study of data sheet of these circuits and see how to test these circuits using Digital IC Tester.
2. Configure diodes and transistor as logic gates and Digital ICs for verification of truth table of logic gates.
3. Configuring NAND and NOR logic gates as universal gates.
4. Verification & Implementation of Adders and Subtractors.
5. Study and configurations of Encoder and Decoder circuits.
6. Study and configurations of multiplexer and demultiplexer circuits.
7. . Study and configure of various digital circuits such as code converters& parity generator.
8. Study and configure of flip-flop, registers and counters.

Chairperson
Board of Studies

Shri Vaishnav Vidyapeeth Vishwavidyalaya
Indore

Joint Registrar
Shri Vaishnav Vidyapeeth
Vishwavidyalaya, Indore



Shri Vaishnav Vidyapeeth Vishwavidyalaya, Indore

B.Tech. Mechatronics

SUBJECT CODE	CATEGORY	SUBJECT NAME	TEACHING & EVALUATION SCHEME						
			THEORY			PRACTICAL			
			END SEM UNIVERSITY EXAM	TWO TERM EXAM	TEACHERS ASSESSMENT	END SEM UNIVERSITY EXAM	TEACHERS ASSESSMENT	Th	T P CREDITS
BTME303		Strength of Material	60	20	20	30	20	3	1 2 5

Legends: L - Lecture; T - Tutorial/Teacher Guided Student Activity; P - Practical; C - Credit;

*Teacher Assessment shall be based following components: Quiz/Assignment/ Project/Participation in Class, given that no component shall exceed more than 10 marks.

Course Educational Objectives (CEOs):

1. To gain knowledge of different types of stresses, strain and deformation induced in the mechanical components due to external loads.
2. To study the distribution of various stresses in the mechanical elements such as beams, shafts etc.
3. To study effect of various loading conditions of column and gain knowledge of theories of failure.

Course Outcomes (COs):

The students will be able to

1. Define and memorize mechanical properties of material & select appropriate material for a given working Conditions.
2. Explain simple stresses, bending stress, shear stress, torsion stress, principle stresses, thin and thick cylinder, shaft, springs, columns and theories of failures.
3. Calculate and design structural members subjected to tension, compression, torsion, bending and combined stresses using the fundamental concepts of stress, strain and elastic behaviour of materials.
4. Design of shaft and pressure vessels.
5. Justify bending equation and torsion equation and use it to solve the numerical.

Syllabus

UNIT – 1

Introduction: Mechanical Properties, Stress- strain, uni-axial, bi-axial and tri-axial stresses, tensile & compressive stresses, shear stress, Stress Strain Diagram, Poission's Ratio, Modulus of elasticity, Modulus of rigidity, Bulk modulus, Factor of safety, Volumetric Strain, Deformation of tapering members, Deformation due to self-weight, bars of varying sections, composite sections, principle of superposition, strain energy.



Chairperson
Board of Studies

Shri Vaishnav Vidyapeeth Vishwavidyalaya
Indore


Joint Registrar
Shri Vaishnav Vidyapeeth
Vishwavidyalaya, Indore



Shri Vaishnav Vidyapeeth Vishwavidyalaya, Indore

UNIT - 2

Compound Stresses

Transformation of stress and strain, principal stresses, normal and shear stress, Mohr's circle and its application to two and three dimensional analysis, Thermal Stress and its applications, Stresses in thin walled pressure vessel.

UNIT - 3

Bending and Deflection:

Bending: pure bending, symmetric member, deformation and stress, bending of composite sections, eccentric axial loading, and shear stress in beams, Deflection of beams, equation of elastic curve, Macaulay's method and Area moment method for deflection of beams.

UNIT - 4

Torsion: Torsion of circular shafts-solid and hollow, stresses in shafts when transmitting power, Strength of Shaft of varying sections and composite shaft, combined bending and torsion, strain energy due to torsion.

UNIT - 5

Columns and Theories of Failure: Buckling load, Types of end conditions for column, Euler's column theory and its limitations, Rankine- Gordon Formula, Theories of failures: Maximum principal stress theory, Maximum principal strain theory, maximum shear stress theory; maximum strain energy theory, maximum shear strain energy theory; application of theories to different materials and loading conditions

Text Books:

1. Strength of Materials, Dr. R.K. Bansal, Lakshmi Publications, New Delhi.
2. Strength of Materials, Basavarajaiah and Mahadevappa, Khanna Publishers, New Delhi.
3. Mechanics of Materials, James M. Gere (5th Edition), Thomson Learning
4. Strength of Materials—S. Ramamrutham, Dhanpat Rai Pvt. Ltd.
5. Mechanics of Materials—S. S. Rattan, TMH Pvt. Ltd.

Reference Books:

1. Strength of Materials, Subramanyam, Oxford University Press, Edition 2005
2. Elements of Strength of Materials, Timoshenko and Young Affiliated East-West Press
3. Strength of Materials, Singer Harper and Row Publications
4. Mechanics of Structures—S. B. Junnarkar, Charotar Publication.
5. Mechanics of Materials, B.C Punmia Ashok Jain, Arun Jain, Lakshmi Publications, New Delhi.
6. Strength of Materials—W. Nash, Schaum's Outline Series, McGraw Hill Publication.
7. Strength of Materials, S.S. Bhavikatti, Vikas Publishing House Pvt Limited.

Chairperson
Board of Studies

Shri Vaishnav vidyapeeth Vishwavidyalaya
Indore

Joint Registrar
Shri Vaishnav Vidyapeeth
Vishwavidyalaya, Indore



Shri Vaishnav Vidyapeeth Vishwavidyalaya, Indore

List of Experiment:

1. Perform Brinell and Rockwell Hardness tests to find BHN and RHN for given specification.
2. Perform Izod/ Charpy impact test.
3. Perform Fatigue test
4. Perform Torsion test
5. To find tensile strength of given specimen by tensile test on MS and CI using UTM
6. Perform Direct/cross Shear test on MS and CI by UTM

Chairperson
Board of Studies

Shri Vaishnav Vidyapeeth Vishwavidyalaya
Indore

Joint Registrar
Shri Vaishnav Vidyapeeth
Vishwavidyalaya, Indore



Shri Vaishnav Vidyapeeth Vishwavidyalaya, Indore

B.Tech. Mechatronics

SUBJECT CODE	Category	SUBJECT NAME	TEACHING & EVALUATION SCHEME								
			THEORY			PRACTICAL		Th	T	P	CREDITS
			END SEM University Exam	Two Term Exam	Teachers Assessment*	END SEM University Exam	Teachers Assessment*				
BTEC305		Electronic Circuits	60	20	20	30	20	3	1	2	5

Legends: L - Lecture; T - Tutorial/Teacher Guided Student Activity; P - Practical; C - Credit;

*Teacher Assessment shall be based following components: Quiz/Assignment/ Project/Participation in Class, given that no component shall exceed more than 10 marks.

Course Educational Objectives (CEOs):

The objective of this course is to-

- 1) Use abstractions to analyze and design simple electronic circuits.
- 2) Design and construct circuits, take measurements of circuit behavior and performance, compare with predicted circuit models and explain discrepancies.

Course Outcomes (COs):

Students who are successful in this class will be able to:

1. Understand the basic physics of carrier transport in bulk semiconductors and real device structures.
2. Understand the fundamentals of operation of the main semiconductor electronic devices.
3. Understand the basic parameters of electronic devices, their performance, and limiting factors.
4. Understand the basic principles of electronic device.

SYLLABUS

Unit-I

Physical Electronics: Electrons and holes in semiconductors, Carrier Statistics, Energy bands in intrinsic and extrinsic silicon; Mechanism of current flow in a semiconductor; Carrier transport: diffusion current, drift current, mobility and resistivity; Generation and recombination of carriers; Poisson and continuity equations, Hall Effects.

Unit-II

PN junction diode: PN junction diode in forward and reverse bias, temperature dependence of V-I characteristics, diode resistances, diode junction capacitance. Types of diodes: Zener Diode, Varactor Diode, Tunnel Diode, PIN Diode, Schottky Diode, LED and Photo Diodes, Switching characteristics of diode.

Bipolar junction transistor: Construction, basic operation, current components and equations, CB, CE and CC configuration, input and output characteristics, Early effect, Region of


Chairperson
Board of Studies

Shri Vaishnav Vidyapeeth Vishwavidyalaya
Indore


Joint Registrar
Shri Vaishnav Vidyapeeth
Vishwavidyalaya Indore



Shri Vaishnav Vidyapeeth Vishwavidyalaya, Indore

operations: active, cut-off and saturation region. BJT as an amplifier. Ebers-Moll model, Power dissipation in transistor (P_d , max rating), Photo transistor.

Unit-III

Transistor biasing circuits and analysis: Introduction, various biasing methods: Fixed bias, Self bias, Voltage Divider bias, Collector to base bias, Load-line analysis: DC and AC analysis, Operating Point and Bias Stabilization and Thermal Runaway. Transistor as a switch.

Unit-IV

Small Signal analysis: Small signal Amplifier, Amplifier Bandwidth, Hybrid model, analysis of transistor amplifier using h-parameter, Multistage Amplifier: Cascading amplifier, Bootstrapping Technique, Darlington amplifier and cas-code amplifier, Coupling methods in multistage amplifier, Low and high frequency response, Hybrid π model, Current Mirror circuits.

Large Signal analysis and Power Amplifiers: Class A, Class B, Class AB, Class C, Class D, Transformer coupled and Push-Pull amplifier

Unit-V

FET: JFET- Construction, n-channel and p-channel transistors, drain and transfer characteristics, parameters, Equivalent model and voltage gain, analysis of FET in CG, CS and CD configuration. Enhancement and Depletion MOSFET drain and transfer Characteristics.

Uni-junction Transistor (UJT): UJT - Principle of operation, characteristics, UJT relaxation oscillator, PNP Diode and its characteristics,

Thyristors: Silicon controlled rectifier: V-I characteristics, DIAC and TRIAC, Thyristors parameters and applications.

Text Books:


1. Boylestad and Nashelsky: Electronic Devices and Circuit Theory, Pearson Education
2. Sedra and Smith: Microelectronics, Oxford Press.

Reference Books:

1. Ben G. Streetman, Sanjay Bannerjee, Solid State Electronic Devices.
2. Graham Bell: Electronic Devices and Circuits, PHI.
3. Millman and Halkias: Integrated electronics, TMH
4. Donald A Neamen: Electronic Circuits Analysis and Design.
5. Robert F. Pierret, Semiconductor Device Fundamentals.

LIST OF EXPERIMENTS:

1. To determine and analyze the V-I characteristics of PN Junction diode.
2. To determine and analyze the V-I characteristic of Zener diode and its load regulation capability.
3. To design clipper and clamper circuits.
4. To determine input and output characteristics of transistor amplifiers in CE configurations.
5. To determine input and output characteristics of transistor amplifiers in CC configurations.
6. To determine input and output characteristics of transistor amplifiers in CB configurations.


Chairperson
Board of Studies

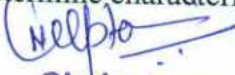
Shri Vaishnav Vidyapeeth Vishwavidyalaya
Indore


Joint Registrar
Shri Vaishnav Vidyapeeth
Vishwavidyalaya, Indore



Shri Vaishnav Vidyapeeth Vishwavidyalaya, Indore

7. To determine the frequency response of CE amplifier, direct coupled and RC coupled amplifier.
8. To determine Drain and Transfer Characteristics of JFET Amplifier.
9. To determine Drain and Transfer Characteristics of MOSFET Amplifier.
10. To determine characteristics of class A and B power amplifiers.



**Chairperson
Board of Studies**

**Shri Vaishnav Vidyapeeth Vishwavidyalaya
Indore**



**Joint Registrar
Shri Vaishnav Vidyapeeth
Vishwavidyalaya, Indore**



Shri Vaishnav Vidyapeeth Vishwavidyalaya, Indore

B.Tech. Mechatronics

SUBJECT CODE	CATEGORY	SUBJECT NAME	TEACHING & EVALUATION SCHEME							
			THEORY			PRACTICAL		T	T	P
			END SEM UNIVERSITY EXAM	TWO TERM EXAM	TEACHERS ASSESSMENT	END SEM UNIVERSITY EXAM	TEACHERS ASSESSMENT	h		
BTME402		THEORY OF MACHINE	60	20	20	0	0	3	1	0

Legends: L - Lecture; T - Tutorial/Teacher Guided Student Activity; P - Practical; C - Credit;

*Teacher Assessment shall be based following components: Quiz/Assignment/Project/Participation in Class, given that no component shall exceed more than 10 marks.

COURSE EDUCATIONAL OBJECTIVES (CEOs):

1. To familiarize students with basic types of mechanisms, joints and degrees of freedom to perform position, velocity and acceleration analysis using graphical and analytical methods.
2. To provide students an understanding of different types of mechanisms and to teach the basics of synthesis of simple mechanisms and also teach students the kinematic analysis of cam-follower motion.
3. To provide basic concept gyroscope, which allows the calculation of orientation and rotation; designers have incorporated them into modern technology. Select Suitable Drives and appropriate power Transmission Mechanisms for a particular application.

COURSE OUTCOME (COs): -

1. Students will be able to define systematically design and develop mechanisms to perform a specified task and demonstrate an understanding of the concepts of various mechanisms and pairs.
2. Students will be able to do the velocity and acceleration analysis of simple mechanisms.
3. Students will be able to explain effectively present written, oral, and graphical solutions to design problems & develop ability to come up with innovative ideas and design a layout of cam for specified motion.
4. Students will be able demonstrate an understanding of principle of gears.
5. Students will be able to synthesis simple gyroscopic forces and couple, and gyroscopic effect in airplanes, ship and vehicle.

Chairperson

Board of Studies

Shri Vaishnav Vidyapeeth Vishwavidyalaya
Indore

Joint Registrar

Shri Vaishnav Vidyapeeth
Vishwavidyalaya, Indore



Shri Vaishnav Vidyapeeth Vishwavidyalaya, Indore

SYLLABUS

UNIT – I

Mechanisms and Machines:

Mechanism, machine, plane and space mechanism, kinematic pairs, kinematic chains their classification, degrees of freedom, Grubler's criterion, kinematics inversions four bar mechanism and slider crank mechanism, equivalent linkages, pantograph, straight line motion mechanism, Devis and Ackermann's steering mechanism, Hooke's joint.

UNIT – II

Motion:

kinematics of Plane motion, Absolute & Relative motion, Displacement, Velocity and Acceleration Analysis by Graphical & Analytical methods, Velocity image, Velocity of rubbing, Kennedy's Theorem, Acceleration image, Acceleration polygon, Coriolis acceleration component, Klein's construction, Velocity and Acceleration Analysis using complex Raven's methods..

UNIT – III

Cams and Followers:

Types of cams and followers - Definitions related cam profile - Derivatives of follower motion – High speed cams – Undercutting - Graphical disk cam profile design – Simple harmonic motion, Constant acceleration and deceleration, constant velocity, Cycloidal motion for knife edge and roller (in-line and offset), flat faced and oscillating followers -Tangent cam.

Lifting Machine: Introduction, Mechanical Advantage, Velocity Ratio, System of pulleys.

UNIT – IV

Gears and Gear Train:

Spur gear terminology and definitions - Law of toothed and involute gearing -Interchangeable gears - Gear tooth action - Interference and undercutting - Basics of nonstandard gear teeth Helical – Bevel – Worm - Rack and pinion gears, cycloidal tooth properties - Comparison of involute and cycloidal tooth forms. Gear trains – Speed ratio, train value – Parallel axis gear trains – Epicyclic Gear Trains – Sun and Planet Gear -Differentials – Automobile gear box.


UNIT-V

Belt Rope & Chain Drive:

Types of Belts, Velocity ratio of a belt drive, Slip in belts, Length of open belt and crossed belt, Limiting ratio of belt-Tensions, Power transmitted by a belt, Centrifugal tension, Maximum tension in a belt, Condition for maximum power transmitted, Initial tension in a belt, Creep in belt, Applications of V-Belt, Rope and Chain drives.

Gyroscope:

Gyroscopic Action in Machines, Angular Velocity and Acceleration, Gyroscopic torque/ couple, Gyroscopic effect on Naval Ships, Stability of Two and Four Wheel Vehicles, Rigid disc at an angle fixed to a rotating shaft.


Chairperson
Board of Studies

Shri Vaishnav Vidyapeeth Vishwavidyalaya
Indore


Joint Registrar
Shri Vaishnav Vidyapeeth
Vishwavidyalaya, Indore



Shri Vaishnav Vidyapeeth Vishwavidyalaya, Indore

Text Books:

1. S.S. Rattan, (2009), "Theory of Machines", Third Edition, Tata McGraw-Hill.
2. Ambekar A.G, (2007) "Mechanism and Machine Theory" Prentice Hall of India, New Delhi.
3. Thomas Bevan; Theory of Machines; Pearson Education
4. Rattan SS; Theory of machines; MC Graw Hills

Reference Books:

1. Ambekar AG; Mechanism and Machine Theory; PHI. Eastern Economy Edition 2015
2. Uicker & Shigley, Theory of machines & Mechanism Second Edition Oxford University Press
3. Dr.Jagdish Lal; Theory of Machines; Metropolitan Book Co; Delhi
4. Rao J S and Duggipati; Mechanism and Machine Theory; New Age Delhi.
5. Abdulla Shariff, Theory of Machines.

List of Experiments:

1. To synthesize and demonstrate the inversion of four bar mechanism through animation and model.
2. To synthesize and demonstrate the inversion of single slider and double slider crank mechanism through animation and model.
3. To construct and demonstrate the steering mechanism based on Davis & Ackerman's steering mechanisms principles.
4. To Find out velocity & acceleration of slider crank mechanism by Klein's Construction.
5. To draw the cam profile.
6. To draw Involute profile of a gear by generating method.
7. To find out velocity ratio of various gear trains.
8. To study working of sun and planet epicycle gear train mechanism using models
9. To study various types of belt drives & find out the velocity ratio of the drive.
10. To find out gyroscopic couple.


Chairperson

Board of Studies

Shri Vaishnav Vidyapeeth Vishwavidyalaya
Indore


Joint Registrar
Shri Vaishnav Vidyapeeth
Vishwavidyalaya, Indore



Shri Vaishnav Vidyapeeth Vishwavidyalaya, Indore

B.Tech. Mechatronics

SUBJECT CODE	Category	SUBJECT NAME	TEACHING & EVALUATION SCHEME								
			THEORY			PRACTICAL		Th	T	P	CREDITS
			END SEM University Exam	Two Term Exam	Teachers Assessment*	END SEM University Exam	Teachers Assessment*				
BTMT302		Software Lab-1 (PCB Designing)	0	0	0	30	20	0	0	2	1

Legends: L - Lecture; T - Tutorial/Teacher Guided Student Activity; P - Practical; C - Credit;

*Teacher Assessment shall be based following components: Quiz/Assignment/ Project/Participation in Class, given that no component shall exceed more than 10 marks.

Course Educational Objectives (CEOs):

The subject aims to provide the student with:

1. Familiarization of PCB Circuit Terminology and able to design a circuit and create a schematic Capture
2. Become proficient with computer skills for drawing Schematic and PCB Layout

Course Outcomes (COs):

Student will be able to:

1. Apply the process of PCB manufacturing, assembling and testing.
2. Demonstrate various electronic components.
3. Use circuit design tools, PCB manufacturing and assembling knowledge.
4. Design Basic Electronic circuits.

List of Experiments

1. Identification and introduction of various electronics components(R, L, C etc).
2. Introduction and Comparison of various types of PCBs.
3. Demonstration of various measuring instruments(CRO, Multimeter etc).
4. Design of basic circuits using Breadboard (Rectifier, Clippers, Clampers etc.).
5. Introduction and comparison of Software tool s used for PCB Designing.
6. Designing of basic circuit layout using software tools.
7. Study of PCB design technique.
8. Design of Power Supply
9. Design of Various logic Gates.
10. Design of basic circuits using PCB.

References:

1. Printed Circuit Boards: Design, Fabrication, Assembly and Testing R. S. Khandpur Tata McGraw-Hill Education, 2005
2. Printed Circuits Handbook Clyde Coombs McGraw Hill Professional, 22-May-2007


Chairperson

Board of Studies

Shri Vaishnav Vidyapeeth Vishwavidyalaya
Indore


Joint Registrar
Shri Vaishnav Vidyapeeth
Vishwavidyalaya, Indore



Shri Vaishnav Vidyapeeth Vishwavidyalaya, Indore

B.Tech. Mechatronics

COURSE CODE	Category	COURSE NAME	TEACHING & EVALUATION SCHEME								
			THEORY			PRACTICAL		Th	T	P	CREDITS
			END SEM University Exam	Two Term Exam	Teachers Assessment*	END SEM University Exam	Teachers Assessment*				
BTCS207	-	Computer Programming-II	-	-	-	30	20	-	-	2	1

Legends: L - Lecture; T - Tutorial/Teacher Guided Student Activity; P – Practical; C - Credit;

*Teacher Assessment shall be based following components: Quiz/Assignment/Project/Participation in Class, given that no component shall exceed more than 10 marks

Course Objectives:

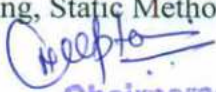
1. To understand Object oriented concepts.
2. To understand programming using object oriented techniques.
3. To understand the use of various system libraries.
4. To have the knowledge of important topics and principles of software development.
5. To write a computer program & to solve specified problems.
6. To use the Java SDK environment to create, debug and run simple Java programs.
7. To study event driven Graphical User Interface (GUI) programming

Course Outcomes:

1. Students should be able to explain the object oriented concepts.
2. Students should be able to write programs using object-based programming techniques including classes, objects and inheritance.
3. Able to use of various system libraries.
4. Be aware of the important topics and principles of software development.
5. Have the ability to write a computer program to solves pecified problems.
6. Be able to use the Java SDK environment to create, debug and run simple Java programs.
7. Introduce event driven Graphical User Interface (GUI) programming

UNIT-I

Java Fundamentals: Features of Java, OOPs concepts, Java virtual machine, Byte code interpretation Data types, variable, arrays, expressions, operators, and control structures, Objects, Introduction to Class: Instance members and member functions, constructors, constructor overloading, Static Method, Static classes, Inner classes


Chairperson
Board of Studies
Shri Vaishnav Vidyapeeth Vishwavidyalaya
Indore


Joint Registrar
Shri Vaishnav Vidyapeeth
Vishwavidyalaya, Indore



Shri Vaishnav Vidyapeeth Vishwavidyalaya, Indore

UNIT-II

Introduction to Java classes and objects: Java features: Java syntax, data types, data type conversions, control statements, operators and their precedence. Introduction to Class: Instance members and member functions. Inner Classes, String Handling, Wrapper classes

UNIT-III

Inheritance, Polymorphism and Collection: Class relationships: Inheritance and its types, Merits and Demerits. Association, Association inheritance, Polymorphism: Dynamic method dispatch, Runtime polymorphism, Abstract classes, Interfaces and packages, Collections.

UNIT-IV

Exception Handling and Multithreading: Exceptions: Need for exceptions, Exception hierarchy: Checked Unchecked exceptions, Try, catch, finally, Throw, throws, creating exceptions. Multithreading: Thread Life cycle, Multi threading advantages and issues, Simple thread program, Priorities and scheduling, Thread Synchronization.

UNIT-V

Java I/O, Applets, Event Handling, and Database Connectivity: Basic concept of streams I/O stream & reader-writer classes. File handling. Applet and its Life Cycle, Basic GUI elements, Event Delegation Model and event handling Swing components: Applet, JButton, JFrame, etc. Sample swing programs JDBC architecture, establishing connectivity and working with connection interface working with statements, Creating and executing SQL statements, working with Result Set

References:

1. Java- Head First 2nd edition Kathy Sierra , Bert Bates.
2. Programming with Java A Primer, E. Balaguruswamy Tata McGraw Hill Companies.
3. Java Programming John P. Flynt Thomson 2nd.
4. Java Programming Language Ken Arnold Pearson.
5. The complete reference JAVA2, Hervert schildt. TMH.
6. Big Java, Cay Horstmann 2nd edition, Wiley India Edition.
7. Java – Balaguruswamy.

Practical's List:

1. Installation of J2SDK
2. Write a program to show Scope of Variables
3. Write a program to show Concept of CLASS in JAVA
4. Write a program to show Type Casting in JAVA
5. Write a program to show How Exception Handling is in JAVA
6. Write a Program to show Inheritance
7. Write a program to show Polymorphism
8. Write a program to show Access Specifiers (Public, Private, Protected) in JAVA
9. Write a program to show use and Advantages of CONSTRUCTOR
10. Write a program to show Interfacing between two classes
11. Write a program to Add a Class to a Package
12. Write a program to show Life Cycle of a Thread


Chairperson

Board of Studies

Shri Vaishnav Vidyapeeth Vishwavidyalaya
Indore


Joint Registrar
Shri Vaishnav Vidyapeeth
Vishwavidyalaya, Indore



Shri Vaishnav Vidyapeeth Vishwavidyalaya, Indore

13. Write a program to demonstrate AWT.
14. Write a program to Hide a Class
15. Write a Program to show Data Base Connectivity Using JAVA
16. Write a Program to show "HELLO JAVA" in Explorer using Applet
17. Write a Program to show Connectivity using JDBC
18. Write a program to demonstrate multithreading using Java.
19. Write a program to demonstrate applet life cycle.
20. Write a program to demonstrate concept of servlet.

Chairperson

Board of Studies

Shri Vaishnav Vidyapeeth Vishwavidyalaya
Indore

Joint Registrar
Shri Vaishnav Vidyapeeth
Vishwavidyalaya, Indore



Shri Vaishnav Vidyapeeth Vishwavidyalaya, Indore

B.Tech. Mechatronics

SUBJECT CODE	Category	SUBJECT NAME	TEACHING & EVALUATION SCHEME									
			THEORY			PRACTICAL		Th	T	P	CREDITS	
			END SEM University Exam	Two Term Exam	Teachers Assessment*	END SEM University Exam	Teachers Assessment*					
BTPD101		Personality Development-1	0	0	0	0	50	0	0	2	1	

Legends: L - Lecture; T - Tutorial/Teacher Guided Student Activity; P - Practical; C - Credit;
*Teacher Assessment shall be based following components: Quiz/Assignment/Project/Participation in Class, given that no component shall exceed more than 10 marks.

Course Educational Objectives (CEOs):

1. To develop inter personal skills and be an effective goal oriented team player.
2. To develop professionals with idealistic, practical and moral values.
3. To develop communication and problem solving skills.

Course Outcomes

Student will be able to

1. Re-engineer attitude and understand its influence on behavior.

UNIT I - SELF ANALYSIS SWOT Analysis, Who am I, Attributes, Importance of Self Confidence, Self Esteem.

UNIT II - CREATIVITY Out of box thinking, Lateral Thinking.

UNIT III - ATTITUDE Factors influencing Attitude, Challenges and lessons from Attitude, Etiquette.

UNIT IV - MOTIVATION Factors of motivation, Self talk, Intrinsic & Extrinsic Motivators.

UNIT V - GOAL SETTING Wish List, SMART Goals, Blue print for success, Short Term, Long Term, Life Time Goals. Time Management Value of time, Diagnosing Time Management, Weekly Planner To do list, Prioritizing work. Extempore

TEXT BOOK:

1. SOFT SKILLS, 2015, Career Development Centre, Green Pearl Publications.

REFERENCE

1. Covey Sean, Seven Habits of Highly Effective Teens, New York, Fireside Publishers, 1998.


Chairperson
Board of Studies
Shri Vaishnav Vidyapeeth Vishwavidyalaya
Indore


Joint Registrar
Shri Vaishnav Vidyapeeth
Vishwavidyalaya, Indore



Shri Vaishnav Vidyapeeth Vishwavidyalaya, Indore

2. Carnegie Dale, How to win Friends and Influence People, New York: Simon & Schuster, 1998.
3. Thomas A Harris, I am ok, You are ok , New York-Harper and Row, 1972
4. Daniel Coleman, Emotional Intelligence, Bantam Book, 2006

Neelpta

**Chairperson
Board of Studies**

**Shri Vaishnav Vidyapeeth Vishwavidyalaya
Indore**

Am
**Joint Registrar
Shri Vaishnav Vidyapeeth
Vishwavidyalaya, Indore**