



Shri Vaishnav Vidyapeeth Vishwavidyalaya, Indore
Shri Vaishnav Institute of Technology and Science
Choice Based Credit System (CBCS) in the Light of NEP-2020
B.Tech. (EC/EE/EI/EX/ECIoT/RA)
(2021-2025)

COURSE CODE	CATE-GORY	COURSE NAME	TEACHING & EVALUATION SCHEME								
			THEORY			PRACTICAL		L	T	P	CREDITS
			END SEM University Exam	Two Term Exam	Teachers Assessment*	END SEM University Exam	Teachers Assessment*				
BTEC302	DCC	Network Analysis and Synthesis	60	20	20	30	20	3	1	2	5

Legends: L - Lecture; T - Tutorial/Teacher Guided Student Activity; P – Practical; C - Credit;

*Teacher Assessment shall be based following components: Quiz/Assignment/ Project/Participation in Class, given that no component shall exceed more than 10 marks.

Course Educational Objectives (CEOs):

The objective of this course is -

1. To make the students capable of analyzing given electrical network composed by passive elements and some active elements.
2. To make the students learn how to synthesize an electrical network from a given impedance/admittance function

Course Outcomes (COs):

After completion of this course the students are expected to be able to demonstrate following knowledge, skills and attitudes:

1. Apply the fundamental concepts in solving and analyzing different Electrical networks.
2. Identify appropriate and relevant technique for solving the Electrical network in different conditions.
3. Apply mathematics in analyzing and synthesizing the networks in time and frequency domain.
4. Analyze the performance of a particular network from its analysis.

Syllabus

UNIT I

9 Hrs.

Network Theorems: Preliminaries of Electrical elements R, L, C, and circuits; Kirchhoff's laws Basic elements: Voltage and current sources, Linearity of elements, Power and energy in electrical elements. Circuit Analysis Methods: Nodal analysis, Mesh analysis, Circuit Theorems: Thevenin's theorem, Norton's theorem, Maximum power transfer theorem, Superposition theorem, Reciprocity theorem.

UNIT II

8 Hrs.

Transient Analysis: Source free RL and RC circuits, Elementary function unit step, unit ramp, unit impulse function and synthesis from source free parallel and series RLC circuit, complete response of the RLC circuit, lossless LC circuit.

Chairperson
Board of Studies
Shri Vaishnav Vidyapeeth
Vishwavidyalaya, Indore

Chairperson
Faculty of Studies
Shri Vaishnav Vidyapeeth
Vishwavidyalaya, Indore

Controller of Examinations
Shri Vaishnav Vidyapeeth
Vishwavidyalaya, Indore

Joint Registrar
Shri Vaishnav Vidyapeeth
Vishwavidyalaya, Indore



Shri Vaishnav Vidyapeeth Vishwavidyalaya, Indore
Shri Vaishnav Institute of Technology and Science
Choice Based Credit System (CBCS) in the Light of NEP-2020
B.Tech. (EC/EE/EI/EX/ECIOT/RA)
(2021-2025)

COURSE CODE	CATE- GORY	COURSE NAME	TEACHING & EVALUATION SCHEME								
			THEORY			PRACTICAL		L	T	P	CREDITS
			END SEM University Exam	Two Term Exam	Teachers Assessment*	END SEM University Exam	Teachers Assessment*				
BTEC302	DCC	Network Analysis and Synthesis	60	20	20	30	20	3	1	2	5

Legends: L - Lecture; T - Tutorial/Teacher Guided Student Activity; P – Practical; C - Credit;

***Teacher Assessment** shall be based following components: Quiz/Assignment/ Project/Participation in Class, given that no component shall exceed more than 10 marks.

UNIT III

8 Hrs.

Frequency Domain Analysis: The phasor concept, sinusoidal steady state analysis; Resonance, Network theorem in ac domain. AC circuit power analysis, Laplace transform: Application in circuit analysis, frequency response of simple passive filters.

UNIT IV

9 Hrs.

Two Port Networks: Z, Y, h and ABCD parameters, analysis of interconnected (magnetically coupled) two port networks. Transfer function, immittance function.

UNIT V

9 Hrs.

Network Synthesis: Positive real function, Hurwitz polynomial LC, RL, RC, and RLC network synthesis, Foster and Cauer network realization, Brune's method, Synthesis-Coefficient.

Text Books:


1. M.E. Van Valkenburg, "Network Analysis", Pearson Education India, 3rd Edition, 2019.
2. S P Ghosh A K Chakraborty, "Network Analysis & synthesis". Tata McGraw-Hill Education, 7th Edition, 2015.
3. Franklin F. Kuo, "Network analysis and synthesis", Wiley publication, 2nd Edition, 2013.

References:


1. Gordon J. Alexander and Matthew N.O. Sadiku, "Fundamentals of Electric Circuits", McGraw-Hill Education; 5th Edition. 2013.
2. Jack Ellsworth Kemmerly and William H. Hayt, "Engineering Circuit Analysis", McGraw-Hill Education; 8th Edition. 2013.
3. Pen-Min Lin and Raymond A DeCarlo, "Linear Circuit Analysis", Oxford university press, 2nd Edition 2012.
4. <http://www.nptelvideos.in/2012/11/networks-and-systems.html>.



Chairperson
Board of Studies
Shri Vaishnav Vidyapeeth
Vishwavidyalaya, Indore



Chairperson
Faculty of Studies
Shri Vaishnav Vidyapeeth
Vishwavidyalaya, Indore



Controller of Examinations
Shri Vaishnav Vidyapeeth
Vishwavidyalaya, Indore



Joint Registrar
Shri Vaishnav Vidyapeeth
Vishwavidyalaya, Indore



Shri Vaishnav Vidyapeeth Vishwavidyalaya, Indore
Shri Vaishnav Institute of Technology and Science
Choice Based Credit System (CBCS) in the Light of NEP-2020
B.Tech. (EC/EE/EI/EX/ECIOT/RA)
(2021-2025)

COURSE CODE	CATE-GORY	COURSE NAME	TEACHING & EVALUATION SCHEME								
			THEORY			PRACTICAL		L	T	P	CREDITS
			END SEM University Exam	Two Term Exam	Teachers Assessment*	END SEM University Exam	Teachers Assessment*				
BTEC302	DCC	Network Analysis and Synthesis	60	20	20	30	20	3	1	2	5

Legends: L - Lecture; T - Tutorial/Teacher Guided Student Activity; P – Practical; C - Credit;

***Teacher Assessment** shall be based following components: Quiz/Assignment/ Project/Participation in Class, given that no component shall exceed more than 10 marks.

List of Experiments:

1. Introduction of Simulation software Tina-TI.
2. To verify Thevenin's Theorem and Norton's Theorem.
3. To verify Superposition Theorem and Reciprocity Theorem.
4. To verify Maximum Power Transfer Theorem.
5. To determine Open Circuit and Short Circuit parameters of a Two Port Network.
6. To determine A, B, C, D parameters of a Two Port Network.
7. To determine h-parameters of a Two Port Network.
8. To find Frequency Response of RLC Series Circuit RLC parallel Circuit.
9. To determine resonance and 3dB frequencies.
10. To determine charging and discharging times of Capacitors.

Chairperson
Board of Studies
Shri Vaishnav Vidyapeeth
Vishwavidyalaya, Indore

Chairperson
Faculty of Studies
Shri Vaishnav Vidyapeeth
Vishwavidyalaya, Indore

Controller of Examinations
Shri Vaishnav Vidyapeeth
Vishwavidyalaya, Indore

Joint Registrar
Shri Vaishnav Vidyapeeth
Vishwavidyalaya, Indore



Shri Vaishnav Vidyapeeth Vishwavidyalaya, Indore
Shri Vaishnav Institute of Technology and Science
Choice Based Credit System (CBCS) Scheme in light of NEP-2020
B. Tech/B.Tech+MBA in Mechanical Engineering
(2021-2025)

COURSE CODE	CATEG ORY	COURSE NAME	TEACHING &EVALUATION SCHEME								
			THEORY			PRACTICAL		L	T	P	CREDITS
			END SEM University Exam	Two Term Exam	Teachers Assessment*	END SEM University Exam	Teachers Assessment*				
BTME303	DCC	STRENGTH OF MATERIALS	60	20	20	30	20	3	1	2	5

Legends: L - Lecture; T - Tutorial/Teacher Guided Student Activity; P – Practical; C - Credit;

***Teacher Assessment** shall be based following components: Quiz/Assignment/ Project/Participation in Class, given that no component shall exceed more than 10 marks.

Course Educational Objectives (CEOs):

(A) To gain knowledge of different types of stresses, strain and deformation induced in the mechanical components due to external loads. (B) To study the distribution of various stresses in the mechanical elements such as beams, shafts etc. (C) To study effect of various loading conditions of column and gain knowledge of theories of failure.

Course Outcomes (COs):

After completion of this course the students are expected to be able to demonstrate following knowledge, skills and attitudes. The students will be able to

1. Define and memorize mechanical properties of material & select appropriate material for a given working Conditions.
2. Explain simple stresses, bending stress, shear stress, torsion stress, principle stresses, thin and thick cylinder, shaft, springs, columns and theories of failures.
3. Calculate and design structural members subjected to tension, compression, torsion, bending and combined stresses using the fundamental concepts of stress, strain and elastic behavior of materials.
4. Design of shaft and pressure vessels.
5. Justify bending equation and torsion equation and use it to solve the numerical.

Syllabus

Unit – I

(8 Hrs)

Introduction: Stress-Strain, uni-axial, bi-axial and tri-axial stresses, tensile & compressive stresses, shear stress, Stress Strain Diagram, Ratio, Modulus of elasticity, Modulus of rigidity, Bulk modulus, Factor of safety.

Unit – II

(9 Hrs)

Simple & Compound Stresses: Deformation due to self-weight, bars of varying sections, composite sections, principle of superposition, strain energy, Transformation of stress and strain, principal stresses, normal and shear stress, Mohr's circle and its application to two and three dimensional analyses, Thermal Stress.

Chairperson
Board of Studies
Shri Vaishnav Vidyapeeth
Vishwavidyalaya, Indore

Chairperson
Faculty of Studies
Shri Vaishnav Vidyapeeth
Vishwavidyalaya, Indore

Controller of Examinations
Shri Vaishnav Vidyapeeth
Vishwavidyalaya, Indore

Joint Registrar
Shri Vaishnav Vidyapeeth
Vishwavidyalaya, Indore



Shri Vaishnav Vidyapeeth Vishwavidyalaya, Indore
Shri Vaishnav Institute of Technology and Science
Choice Based Credit System (CBCS) Scheme in light of NEP-2020
B. Tech/B.Tech+MBA in Mechanical Engineering
(2021-2025)

COURSE CODE	CATEG ORY	COURSE NAME	TEACHING &EVALUATION SCHEME								
			THEORY			PRACTICAL		L	T	P	CREDITS
			END SEM University Exam	Two Term Exam	Teachers Assessment*	END SEM University Exam	Teachers Assessment*				
BTME303	DCC	STRENGTH OF MATERIALS	60	20	20	30	20	3	1	2	5

Legends: L - Lecture; T - Tutorial/Teacher Guided Student Activity; P – Practical; C - Credit;

***Teacher Assessment** shall be based following components: Quiz/Assignment/ Project/Participation in Class, given that no component shall exceed more than 10 marks.

Unit – III

(10 Hrs)

Bending and Deflection: Symmetric member, Deflection of beams, deformation and stress, bending of composite sections, Macaulay's method and Area moment method for deflection of beams

Unit – IV

(8 Hrs)

Torsion: Torsion of circular shafts-solid and hollow, Strength of Shaft and composite shaft, combined bending and torsion, strain energy due to torsion.

Unit – V

(10 Hrs)

Columns and Theories of Failure: Buckling load, Types of end conditions for column, Euler's column theory and its limitations, Rankine- Gordon Formula, Theories of failures: Maximum principal stress theory, Maximum principal strain theory, maximum shear stress theory; maximum strain energy theory, maximum shear strain energy theory; Application of theories to different materials and loading conditions.

Text and Reference Books:

1. Strength of Materials, Dr. R.K. Bansal, Lakshmi Publications, New Delhi, 2015
2. Strength of Materials, Basavarajaiah and Mahadevappa, Khanna Publishers, New Delhi, 2013
3. Mechanics of Materials, James M. Gere (5th Edition), Thomson Learning, 2005
4. Strength of Materials—S. Ramamrutham, Dhanpat Rai Pvt. Ltd.
5. Mechanics of Materials—S. S. Rattan, TMH Pvt. Ltd., 2010
6. Strength of Materials, Subramanyam, Oxford University Press, Edition 2005
7. Elements of Strength of Materials, Timoshenko and Young Affiliated East-West Press, 2012
8. Strength of Materials, Singer Harper and Row Publications, 2005
9. Mechanics of Structures—S. B. Junnarkar, Charotar Publication, 2015

Chairperson
Board of Studies
Shri Vaishnav Vidyapeeth
Vishwavidyalaya, Indore

Chairperson
Faculty of Studies
Shri Vaishnav Vidyapeeth
Vishwavidyalaya, Indore

Controller of Examinations
Shri Vaishnav Vidyapeeth
Vishwavidyalaya, Indore

Joint Registrar
Shri Vaishnav Vidyapeeth
Vishwavidyalaya, Indore



Shri Vaishnav Vidyapeeth Vishwavidyalaya, Indore
Shri Vaishnav Institute of Technology and Science
Choice Based Credit System (CBCS) Scheme in light of NEP-2020
B. Tech/B.Tech+MBA in Mechanical Engineering
(2021-2025)

COURSE CODE	CATEG ORY	COURSE NAME	TEACHING &EVALUATION SCHEME								
			THEORY			PRACTICAL		L	T	P	CREDITS
			END SEM University Exam	Two Term Exam	Teachers Assessment*	END SEM University Exam	Teachers Assessment*				
BTME303	DCC	STRENGTH OF MATERIALS	60	20	20	30	20	3	1	2	5

Legends: L - Lecture; T - Tutorial/Teacher Guided Student Activity; P – Practical; C - Credit;

***Teacher Assessment** shall be based following components: Quiz/Assignment/ Project/Participation in Class, given that no component shall exceed more than 10 marks.


10. Mechanics of Materials, B.C Punmia Ashok Jain, Arun Jain, Lakshmi Publications, New Delhi, 2014

11. Strength of Materials—W. Nash, Schaum's Outline Series, McGraw Hill Publication, 2014


12. Strength of Materials, S.S. Bhavikatti, Vikas Publishing House Pvt Limited, 2016

List of Experiments

1. Perform Brinell hardness tests to find BHN for given metallic material.
2. Perform Rockwell hardness tests to find RHN for given metallic material
3. Perform Izod/ Charpy impact test.
4. Perform Fatigue test.
5. Perform bending test.
6. Perform Torsion test.
7. To find tensile strength of given specimen by tensile test on MS and CI using UTM.
8. Perform Direct/cross Shear test on MS and CI by UTM.



Chairperson
Board of Studies
Shri Vaishnav Vidyapeeth
Vishwavidyalaya, Indore



Chairperson
Faculty of Studies
Shri Vaishnav Vidyapeeth
Vishwavidyalaya, Indore



Controller of Examinations
Shri Vaishnav Vidyapeeth
Vishwavidyalaya, Indore



Joint Registrar
Shri Vaishnav Vidyapeeth
Vishwavidyalaya, Indore



Shri Vaishnav Vidyapeeth Vishwavidyalaya, Indore
Shri Vaishnav Institute of Technology and Science
Choice Based Credit System (CBCS) in the Light of NEP-2020
B.Tech.(EC/ECIOT /EE/EX/EI/MTX/RA)
(2021-2025)

COURSE CODE	CATE-GORY	COURSE NAME	TEACHING & EVALUATION SCHEME								
			THEORY			PRACTICAL		L	T	P	CREDITS
			END SEM University Exam	Two Term Exam	Teachers Assess-ment*	END SEM University Exam	Teachers Assess-ment*				
BTEC304	DCC	Electronic Devices and Circuits	60	20	20	30	20	3	1	2	5

Legends: L - Lecture; T - Tutorial/Teacher Guided Student Activity; P – Practical; C - Credit;

***Teacher Assessment** shall be based following components: Quiz/Assignment/ Project/Participation in Class, given that no component shall exceed more than 10 marks.

Course Educational Objectives (CEOs):

The objectives of this course are to introduce students with

1. Fundamental electronic devices, e.g. PN junction, BJT, MOSFETs, Op-Amp and Multivibrators.
2. Construction, V-I characteristic, principles of operation, and applications.
3. Standard circuits, and their overall performance.

Course Outcomes (COs):

After completion of this course the students are expected to be able to:

1. Understand the fundamentals of operation of the main semiconductor electronic devices.
2. Analyze the basic parameters of electronic devices, their performance, and limiting factors.
3. Apply the basic principles of electronic device operation for various applications.

Syllabus

UNIT I

9 Hrs.

PN Junction Diode: PN junction diode in forward and reverse bias, temperature dependence of V-I characteristics, diode resistances, diode junction capacitance, Clipper and clippers, Zener diode as voltage regulator.

Bipolar Junction Transistor: Construction, basic operation, current components and equations, CB, CE and CC configuration, input and output characteristics, Early effect, Region of operations: active, cut-off and saturation region. BJT as an amplifier.

UNIT II

9 Hrs.

Transistor Biasing Circuits and Analysis: Introduction, various biasing methods: Fixed bias, Self bias, Voltage Divider bias, Collector to base bias, Load-line analysis: DC and AC analysis, Operating Point and Bias Stabilization and Thermal Runaway. Transistor as a switch.

Small Signal Analysis: Small signal Amplifier, Amplifier Bandwidth, Hybrid model, analysis of transistor amplifier using h-parameter, Multistage Amplifier: Cascading amplifier, Boot-strapping Technique, Darlington amplifier, Current Mirror circuits.



Chairperson
Board of Studies
Shri Vaishnav Vidyapeeth
Vishwavidyalaya, Indore



Chairperson
Faculty of Studies
Shri Vaishnav Vidyapeeth
Vishwavidyalaya, Indore



Controller of Examinations
Shri Vaishnav Vidyapeeth
Vishwavidyalaya, Indore



Joint Registrar
Shri Vaishnav Vidyapeeth
Vishwavidyalaya, Indore



Shri Vaishnav Vidyapeeth Vishwavidyalaya, Indore
Shri Vaishnav Institute of Technology and Science
Choice Based Credit System (CBCS) in the Light of NEP-2020
B.Tech.(EC/ECIOT /EE/EX/EI/MTX/RA)
(2021-2025)

COURSE CODE	CATE-GORY	COURSE NAME	TEACHING & EVALUATION SCHEME								
			THEORY			PRACTICAL		L	T	P	CREDITS
			END SEM University Exam	Two Term Exam	Teachers Assess-ment*	END SEM University Exam	Teachers Assess-ment*				
BTEC304	DCC	Electronic Devices and Circuits	60	20	20	30	20	3	1	2	5

Legends: L - Lecture; T - Tutorial/Teacher Guided Student Activity; P – Practical; C - Credit;

***Teacher Assessment** shall be based following components: Quiz/Assignment/ Project/Participation in Class, given that no component shall exceed more than 10 marks.

UNIT III

9 Hrs.

FET: Construction, n-channel and p-channel transistors, drain and transfer characteristics, parameters, Equivalent model and voltage gain, analysis of FET in CG, CS and CD configuration. Enhancement and Depletion MOSFET drain and transfer Characteristics.

Power Amplifiers: Class A, Class B, Class AB, Class C, Class D, Transformer coupled and Push-Pull amplifier

UNIT IV

9 Hrs.

Feedback and Oscillator Circuits: Effect of positive and negative feedback, basic feedback topologies and their properties, Sinusoidal Oscillators, Operation of Oscillators, types of Transistor Oscillators, Multivibrators: Monostable and Astable Multivibrator, basic operation of 555 timer.

UNIT V

9 Hrs.

Op Amps: Block diagram of Op-Amp, ideal and practical Op-Amp circuit, Input offset voltage, offset current, Bias Current, thermal drift, Effect of variation in power supply voltage, common-mode rejection ratio, Slew rate and its Effect

Linear Applications of Op-Amp: Op-Amp configurations: inverting, non-inverting and differential amplifier configurations, Feedback amplifiers, Voltage follower, Summing amplifier, Integrators and differentiators, Instrumentation amplifier.

Text Books:

1. Jacob Millman, Christos Halkias, Chetan Parikh, "Integrated Electronics", 2nd Edition TMH, 2017.
2. Boylested, R. L. and Nashelsky, L., "Electronic Devices and Circuit Theory", 11th Edition, Pearson Education, 2013.
3. Ramakanth A. Gayakwad, "Op-Amps and Linear Integrated Circuits", Pearson, 4th Edition, 2015.

References:

1. Adel S.Sedra, Kenneth C.Smith, Tony Chan Carusone, Vincent Gaudet, "Microelectronic Circuits", Oxford Press, 2020.



Chairperson
Board of Studies
Shri Vaishnav Vidyapeeth
Vishwavidyalaya, Indore



Chairperson
Faculty of Studies
Shri Vaishnav Vidyapeeth
Vishwavidyalaya, Indore



Controller of Examinations
Shri Vaishnav Vidyapeeth
Vishwavidyalaya, Indore



Joint Registrar
Shri Vaishnav Vidyapeeth
Vishwavidyalaya, Indore



Shri Vaishnav Vidyapeeth Vishwavidyalaya, Indore
Shri Vaishnav Institute of Technology and Science
Choice Based Credit System (CBCS) in the Light of NEP-2020
B.Tech.(EC/ECIOT /EE/EX/EI/MTX/RA)
(2021-2025)

COURSE CODE	CATE-GORY	COURSE NAME	TEACHING & EVALUATION SCHEME								
			THEORY			PRACTICAL		L	T	P	CREDITS
			END SEM University Exam	Two Term Exam	Teachers Assessment*	END SEM University Exam	Teachers Assessment*				
BTEC304	DCC	Electronic Devices and Circuits	60	20	20	30	20	3	1	2	5


Legends: L - Lecture; T - Tutorial/Teacher Guided Student Activity; P – Practical; C - Credit;

***Teacher Assessment** shall be based following components: Quiz/Assignment/ Project/Participation in Class, given that no component shall exceed more than 10 marks.

- David A. Bell, “Electronic Devices and Circuits”, 5th Edition, Oxford Press, 2008.
- D. Roy Chowdhury, Shail B. Jain “ Linear Integrated Circuits”, New Age International (P) Ltd, 4th Edition, 2018.

List of Experiments:

- To determine and analyze the V-I characteristics of PN Junction diode.
- To determine and analyze the V-I characteristic of Zener diode and its load regulation capability.
- To design clipper and clamper circuits.
- To determine input and output characteristics of transistor amplifiers in CE, CC and CB configurations.
- To determine the frequency response of CE amplifier, direct coupled and RC coupled amplifier.
- To determine Drain and Transfer Characteristics of JFET.
- To determine Drain and Transfer Characteristics of MOSFET Amplifier.
- To determine characteristics of class A and B power amplifiers.
- Measurements of Op-Amp parameters- CMRR, slew rate, open loop gain.
- To develop an understanding of Inverting and non-inverting Op-Amp.
- To analyze the characteristics of Integrator and Differentiator.
- To analyze the working of Multivibrators.



Chairperson
Board of Studies
Shri Vaishnav Vidyapeeth
Vishwavidyalaya, Indore



Chairperson
Faculty of Studies
Shri Vaishnav Vidyapeeth
Vishwavidyalaya, Indore



Controller of Examinations
Shri Vaishnav Vidyapeeth
Vishwavidyalaya, Indore



Joint Registrar
Shri Vaishnav Vidyapeeth
Vishwavidyalaya, Indore



Shri Vaishnav Vidyapeeth Vishwavidyalaya, Indore
Shri Vaishnav Institute of Technology and Science
Choice Based Credit System (CBCS) in the Light of NEP-2020
B.Tech. (EC/ECIOT/EI/MTX/RA)
(2021-2025)

COURSE CODE	CATE- GORY	COURSE NAME	TEACHING & EVALUATION SCHEME								
			THEORY			PRACTICAL		L	T	P	CREDITS
			END SEM University Exam	Two Term Exam	Teachers Assessment*	END SEM University Exam	Teachers Assessment*				
BTECIOT401	DCC	Sensors and Signal Conditioning	60	20	20	30	20	3	0	2	4

Legends: L - Lecture; T - Tutorial/Teacher Guided Student Activity; P – Practical; C - Credit;

*Teacher Assessment shall be based following components: Quiz/Assignment/ Project/Participation in Class, given that no component shall exceed more than 10 marks.

Course Educational Objectives (CEOs):

This course deals with various types of sensors and different signal conditioning methods.

Course Outcomes (COs):

The students will be able to

1. Identify the different sensors available for specific engineering applications.
2. Understand the construction and working of different types of sensors.
3. Apply the various signal conditioning techniques on different sensors and analyze the effects.

Syllabus

UNIT I

10 Hrs.

Introduction to Sensor-Based Measurement Systems: Concepts and Terminology: Measurement systems, Transducers, sensors and actuators, Signal conditioning and display, Interfaces, data domains, and conversion, Sensor Classification, Interfering and modifying inputs, Compensation techniques.

UNIT II

9 Hrs.


Primary Sensors: Temperature sensors, Bimetals, Pressure sensors, Flow velocity and Flow-rate sensors, Level sensors, Force and torque sensors, Acceleration and inclination sensors, Velocity sensors.

Materials for Sensor: Conductors, semiconductors, and dielectrics, Magnetic materials, Thick-Film technology, Thin-Film technology, Micromachining technologies.

UNIT III

10 Hrs.

Resistive Sensors: Potentiometers, Strain Gauges Fundamentals: Piezoresistive effect, types and applications. Resistive Temperature Detectors (RTDs), Thermistors: Models, Thermistor Types and Application, Magneto-resistors, Light-Dependent Resistors, Resistive Hygrometers, Resistive Gas Sensors, Liquid Conductivity Sensors.



Chairperson
Board of Studies
Shri Vaishnav Vidyapeeth
Vishwavidyalaya, Indore



Chairperson
Faculty of Studies
Shri Vaishnav Vidyapeeth
Vishwavidyalaya, Indore



Controller of Examinations
Shri Vaishnav Vidyapeeth
Vishwavidyalaya, Indore



Joint Registrar
Shri Vaishnav Vidyapeeth
Vishwavidyalaya, Indore



Shri Vaishnav Vidyapeeth Vishwavidyalaya, Indore
Shri Vaishnav Institute of Technology and Science
Choice Based Credit System (CBCS) in the Light of NEP-2020
B.Tech. (EC/ECIOT/EI/MTX/RA)
(2021-2025)

COURSE CODE	CATE-GORY	COURSE NAME	TEACHING & EVALUATION SCHEME								
			THEORY			PRACTICAL		L	T	P	CREDITS
			END SEM University Exam	Two Term Exam	Teachers Assessment*	END SEM University Exam	Teachers Assessment*				
BTECIOT401	DCC	Sensors and Signal Conditioning	60	20	20	30	20	3	0	2	4

Legends: L - Lecture; T - Tutorial/Teacher Guided Student Activity; P - Practical; C - Credit;

***Teacher Assessment** shall be based following components: Quiz/Assignment/ Project/Participation in Class, given that no component shall exceed more than 10 marks.

Signal Conditioning: Measurement of Resistance, Voltage Dividers, Wheatstone Bridge: Balance and Deflection Measurements, Sensitivity and linearity, linearization of resistive sensor bridges, Sensor bridge calibration and balance, Power supply of Wheatstone bridges, Detection methods of Wheatstone bridge, Differential and Instrumentation Amplifiers, Interference types and reduction.

UNIT IV

9 Hrs.

Reactance Variation Sensors: Capacitive Sensors: variable and differential capacitor. Inductive Sensors: Variable Inductance, eddy current sensor, LVDT, Electromagnetic Sensor.

Signal Conditioning: Problems and alternatives, AC Bridges: Sensitivity and linearity, Capacitive bridge analog linearization, ac amplifiers and power supply decoupling, Electrostatic shields and driven shields.

UNIT V

8 Hrs.

Self-Generating Sensors and its Signal Conditioning: Thermoelectric Sensors: Thermocouples, Piezoelectric Sensors, Pyroelectric Sensors, Photovoltaic Sensor, Electrochemical Sensors.

Signal Conditioning: Chopper and Low-Drift Amplifiers, Electrometer and Trans-impedance amplifiers, Charge Amplifiers.

Text Books:


1. Ramón Pallás-Areny, John G. Webster, "Sensors and Signal Conditioning", 2nd Edition, John Wiley & Sons, 2012.
2. Walt Kester, "Practical Design Techniques for Sensor Signal Conditioning", Analog Devices, 1999.

References:

1. E.O. Doebelin, D.N. Manik, "Measurement systems", 6th Edition, Tata McGraw Hill, 2012.
2. R. Pallas-Areny and J. G. Webster, "Analog Signal Processing", John Wiley & Sons, 1999.

List of Experiments:

1. To study various Primary sensor.
2. To study RTD for Temperature measurement.
3. To study Strain Gauge for pressure measurement.



Chairperson
Board of Studies
Shri Vaishnav Vidyapeeth
Vishwavidyalaya, Indore



Chairperson
Faculty of Studies
Shri Vaishnav Vidyapeeth
Vishwavidyalaya, Indore



Controller of Examinations
Shri Vaishnav Vidyapeeth
Vishwavidyalaya, Indore



Joint Registrar
Shri Vaishnav Vidyapeeth
Vishwavidyalaya, Indore



Shri Vaishnav Vidyapeeth Vishwavidyalaya, Indore
Shri Vaishnav Institute of Technology and Science
Choice Based Credit System (CBCS) in the Light of NEP-2020
B.Tech. (EC/ECIOT/EI/MTX/RA)
(2021-2025)

COURSE CODE	CATE-GORY	COURSE NAME	TEACHING & EVALUATION SCHEME								
			THEORY			PRACTICAL		L	T	P	CREDITS
			END SEM University Exam	Two Term Exam	Teachers Assessment*	END SEM University Exam	Teachers Assessment*				
BTECIOT401	DCC	Sensors and Signal Conditioning	60	20	20	30	20	3	0	2	4

Legends: L - Lecture; T - Tutorial/Teacher Guided Student Activity; P - Practical; C - Credit;

***Teacher Assessment** shall be based following components: Quiz/Assignment/ Project/Participation in Class, given that no component shall exceed more than 10 marks.

4. To study LDR and Photodiode for sensing light intensity.
5. To study Thermocouple for Temperature measurement.
6. To study Photovoltaic for sensing light parameter.
7. Measuring the temperature using temperature sensor.
8. Measuring the light intensity using sensor.
9. Measuring the humidity using humidity sensor.
10. Measuring the distance using sensor.

Chairperson
Board of Studies
Shri Vaishnav Vidyapeeth
Vishwavidyalaya, Indore

Chairperson
Faculty of Studies
Shri Vaishnav Vidyapeeth
Vishwavidyalaya, Indore

Controller of Examinations
Shri Vaishnav Vidyapeeth
Vishwavidyalaya, Indore

Joint Registrar
Shri Vaishnav Vidyapeeth
Vishwavidyalaya, Indore



Shri Vaishnav Vidyapeeth Vishwavidyalaya, Indore
Shri Vaishnav Institute of Technology and Science
Choice Based Credit System (CBCS) in the Light of NEP-2020
B.Tech.(EC/ECIOT/RA)
(2021-2025)

COURSE CODE	CATE-GORY	COURSE NAME	TEACHING & EVALUATION SCHEME								
			THEORY			PRACTICAL		L	T	P	CREDITS
			END SEM University Exam	Two Term Exam	Teachers Assessment*	END SEM University Exam	Teachers Assessment*				
BTEC307	SEC	PCB Designing Lab	0	0	0	30	20	0	0	4	2

Legends: L - Lecture; T - Tutorial/Teacher Guided Student Activity; P – Practical; C - Credit;

***Teacher Assessment** shall be based following components: Quiz/Assignment/ Project/Participation in Class, given that no component shall exceed more than 10 marks.

Syllabus

Overview and Study of the key features and applications of the software LIVEWIRE & DIPTRACE. Applications of the software in the field of Electronic Circuits and Digital Electronics. Design, Optimization, simulation and verification of Electronic circuits. Realization and verification of various digital electronic circuits. To design PCB for the various Electronics and Digital Circuits.

Experiment List


E.N.	Aim
1.	To Familiarize with Livewire
2.	To Design and Simulate Basic Electronic Circuits
3.	To Familiarize with PCB Wizard
4.	To Design Basic Electronics Circuits PCB
5.	To Familiarize with DipTrace
6.	To Design the Basic Electronic Circuits and PCB Layouts using DipTrace
7.	To Design PCB for Diode Based Circuits
8.	To Design PCB for Transistor Based Circuits
9.	To Design PCB for Digital Gates
10.	To Design PCB for Digital Circuits


Chairperson
 Board of Studies

Shri Vaishnav Vidyapeeth
 Vishwavidyalaya, Indore


Chairperson
 Faculty of Studies

Shri Vaishnav Vidyapeeth
 Vishwavidyalaya, Indore


Controller of Examinations
 Shri Vaishnav Vidyapeeth
 Vishwavidyalaya, Indore


Joint Registrar
 Shri Vaishnav Vidyapeeth
 Vishwavidyalaya, Indore