



Shri Vaishnav Vidyapeeth Vishwavidyalaya, Indore

ML-301 ENVIRONMENT AND ENERGY STUDIES

SUBJECT CODE	CATEGORY	SUBJECT NAME	TEACHING & EVALUATION SCHEME								
			THEORY			PRACTICAL		L	T	P	CREDITS
			END SEM University Exam	Two Term Exam	Teachers Assesse nt*	END SEM University Exam	Teachers Assesse nt*				
ML-301	Compulsory	Environme nt and Energy Studies	60	20	20	0	0	4	0	0	4

Legends: L - Lecture; T - Tutorial/Teacher Guided Student Activity; P - Practical; C - Credit;

*Teacher's Assessment shall be based upon following components: Quiz/Assignment/Project/Participation in Class, given that no component shall exceed more than 10 marks.

Course Objectives :

1. Understand sources of information required for addressing environmental challenges.
2. Identify a suite of contemporary tools and techniques in environmental informatics.
3. Apply literacy, numeracy and critical thinking skills to environmental problem-solving.


Course Outcomes


1. Apply the principles of ecology and environmental issues that apply to air, land and water issues on a global scale.
2. Develop critical thinking and/or observation skills, and apply them to the analysis of a problem or question related to the environment.
3. Demonstrate ecology knowledge of a complex relationship between predators, prey, and the plant community.

Unit I: Environmental Pollution and Control Technologies - Environmental Pollution & Control: Classification of pollution, Air Pollution: Primary and secondary pollutants, Automobile and industrial pollution, Ambient air quality standards. Water pollution: Sources and types, Impacts of modern agriculture, degradation of soil. Noise Pollution: Sources and Health hazards, standards, Solid Waste management composition and characteristics of e - Waste and, its management. Pollution control technologies: Wastewater Treatment methods: Primary, Secondary and Tertiary.

Unit II: Natural Resources - Classification of Resources: Living and Non - Living resources, water resources: use and over utilization of surface and ground water, floods and droughts, Dams: benefits and problem, Mineral resources: use and exploitation, environmental effects of extracting and using mineral resources, Land resources: Forest resources, Energy resources:

5


Chairperson
Board of Studies
Shri Vaishnav Vidyapeeth Vishwavidyalaya
Indore


Registrar
Shri Vaishnav Vidyapeeth Vishwavidyalaya
Indore



Shri Vaishnav Vidyapeeth Vishwavidyalaya, Indore

Growing energy needs, renewable energy source, case studies.

Unit III: Ecosystems: Definition, Scope and Importance ecosystem. Classification, Structure and function of an ecosystem, Food chains, food webs and ecological pyramids. Energy flow in the ecosystem, Biogeochemical cycles, Bioaccumulation, Ecosystem Value, Devices and Carrying Capacity, Field visits.


Unit IV: Biodiversity and its Conservation - Introduction - Definition: genetic, species and ecosystem diversity. Bio-geographical classification of India - Value of biodiversity: consumptive use, productive use, social, ethical, aesthetic and option values - Biodiversity at global, National and local levels. - India as a megadiversity nation - Hot-spots of biodiversity - Threats to biodiversity: habitat loss, poaching of wildlife, man wild life conflicts; Conservation of biodiversity: In-situ and Ex-situ conservation, National Biodiversity Act.


Unit V: Environmental Policy, Legislation & EIA - Environmental Protection act, Legal aspects Air Act- 1981, Water Act, Forest Act, Municipal solid waste management and handling rules, biomedical waste management and handling rules, hazardous waste management and handling rules. EIA: EIA structure, methods of baseline data acquisition, Overview on Impacts of air, water, biological and Socio- economical aspects. Strategies for risk assessment, Concepts of Environmental Management Plan (EMP)


Recommended Readings:

1. Agarwal, K.C. (2001). *Environmental Biology*. Bikaner: Nidi Pub. Ltd.
2. Brunner, R.C. (1993). *Hazardous Waste Incineration*. New Delhi: McGraw Hill Inc.
3. Clank, R.S. (2001). *Marine Pollution*. New York: Oxford University Press.
4. De, A.K. (2001). *Environmental Chemistry*. New Delhi: Wiley Western Ltd.
5. Bharucha, Erach (2005). *Environmental Studies for Undergraduate Courses*. New Delhi: University Grants Commission.
6. Rajagopalan, R. (2006). *Environmental Studies*. New York: Oxford University Press.
7. AnjiReddy, M. (2006). *Textbook of Environmental Sciences and Technology*. BS Publication.
8. Wright, Richard T. (2008). *Environmental Science: towards a sustainable future*. New Delhi: PHL Learning Private Ltd.
9. Gilbert M. Masters and Wendell P. Ela (2008). *Environmental Engineering and science*. University Kindom: PHI Learning Pvt Ltd.
10. Botkin Daniel B. & Edwards A. Keller (2008). *Environmental Science*. New Delhi: Wiley INDIA edition.
11. Kaushik, Anubha (2009). *Environmental Studies*. New Delhi: New age international publishers.

6


Chairperson
Board of Studies
Shri Vaishnav Vidyapeeth Vishwavidyalaya
Indore


Registrar
Shri Vaishnav Vidyapeeth Vishwavidyalaya
Indore



01/07/19



Shri Vaishnav Vidyapeeth Vishwavidyalaya, Indore

B.Tech Mechatronics

SUBJECT CODE	Category	SUBJECT NAME	TEACHING & EVALUATION SCHEME								
			THEORY			PRACTICAL		L	T	P	CREDITS
			END SEM University Exam	Two Term Exam	Teachers Assessment*	END SEM University Exam	Teachers Assessment*				
BTEC402	EC	Digital Electronics	60	20	20	30	20	2	1	2	4

Legends: L - Lecture; T - Tutorial/Teacher Guided Student Activity; P – Practical; C - Credit;

***Teacher Assessment** shall be based following components: Quiz/Assignment/ Project/Participation in Class, given that no component shall exceed more than 10 marks.

Course Educational Objectives(CEOs):-

The objective of this course is to-

1. Use of Boolean algebra and Karnaugh Map to simplify logic function.
2. Describe the operation of different Combinational and Sequential Logic Circuits.

Course Outcomes(COs):-

After completion of this course the students will be able to-

1. Design an optimal digital logic circuit to meet the given specifications.
2. Evaluate the performance of the given digital logic circuit based on specific criteria for reliable system implementation.

Syllabus

UNIT 1

9 Hrs.

Logic Function Optimization and Arithmetic Circuits

Logic Function, Sum of Product and Product of Sum form, Karnaugh Map minimization, Incompletely specified functions. Arithmetic Circuits- Half Adder, Full Adder, Half Subtractor, Full Subtractor, Parallel Adders/Subtractors- Ripple Carry Adder, Carry Look Ahead Adder, Serial Adders /Subtractors.

UNIT 2

9 Hrs.

Combinational Circuits

Multiplexers, Demultiplexers, Encoders- Binary Encoders, Priority Encoders, Decoders, Synthesis of logic functions using Multiplexers and Decoders. Structural modeling of higher order circuits using lower order circuits, Code converters.

UNIT 3

10 Hrs.

Sequential Design Elements

S-R Latch, D- Latch, Flip Flops- Master Slave and Edge Triggered, S-R, D, J-K, T , State Table, State Equation, Timing Diagram, Excitation Table, Flip Flop Conversions, Setup and Hold Time. 555 Timer chip and its application in multivibrators.



Chairperson

Board of Studies

Shri Vaishnav Vidyapeeth Vishwavidyalaya
Indore



Registrar

Shri Vaishnav Vidyapeeth Vishwavidyalaya
Indore



Shri Vaishnav Vidyapeeth Vishwavidyalaya, Indore

UNIT 4

Sequential Circuits

9 Hrs.

Registers, Shift Registers, Counters- Synchronous and Asynchronous counters, Design Examples, Synchronous Sequential Circuits, State Machines, Mealy and Moore Model, State Diagram, State Table, State Assignment, State Minimization, Design Examples.

UNIT 5

Logic Families

8 Hrs.

Characteristics of Digital ICs- Voltage Levels, Speed, Power, Noise Margin, Fan In, Fan Out. Logic Families- TTL, MOS- NMOS, PMOS, CMOS, ECL, IIL.

Text Books:

1. M. Morris Mano: Digital Logic Design, Pearson Education
2. Salivahanan and Ari Vahagan: Digital Circuits and Design, Vikas Publishing House

References:

1. Anand Kumar: Fundamentals of Digital Circuits, PHI.
2. Floyd and Jain: Digital Fundamentals, Pearson Education.
3. Roland J. Tocci, Widmer, Moss: Digital Systems Principles and Applications, Pearson Education.
4. Stephen Brown I Zvanko Vranesic: Fundamentals of Digital Logic Design, The Mc Graw Hill

List of experiments

1. Implementation of Adders and Subtractors.
2. Realization of multiplexers and demultiplexers.
3. Synthesis of logic function using multiplexer.
4. Design and analysis of Encoder and Decoders.
5. Analysis of various flip flops with Preset and Clear capability.
6. Design of Astable, Monostable and Bistable multivibrator using 555 Timer.
7. Design of various Shift registers.
8. Design of Johnson and Ring counter.
9. Design of synchronous and asynchronous up/down counters.
10. Design of logic functions using PLDs.
11. Design of some minor projects based on digital circuits to solve real life problems.

Chairperson
Board of Studies

Shri Vaishnav Vidyapeeth Vishwavidyalaya
Indore

Registrar

Shri Vaishnav Vidyapeeth Vishwavidyalaya
Indore



SUBJECT CODE	Category	SUBJECT NAME	TEACHING & EVALUATION SCHEME								
			THEORY			PRACTICAL		L	T	P	CREDITS
			END SEM UNIVERSITY EXAM	TWO TERM EXAM	TEACHER ASSESSMENT*	END SEM UNIVERSITY EXAM	TEACHER ASSESSMENT*				
BTME303	DCS	STRENGTH OF MATERIALS	60	20	20	30	20	3	1	2	5

Legends: L - Lecture; T - Tutorial/Teacher Guided Student Activity; P Practical; C - Credit;

*Teacher Assessment shall be based following components: Quiz/Assignment/ Project/Participation in Class, given that no component shall exceed more than 20 marks.

Course Educational Objectives (CEOs):

(A) To gain knowledge of different types of stresses, strain and deformation induced in the mechanical components due to external loads. (B) To study the distribution of various stresses in the mechanical elements such as beams, shafts etc. (C) To study effect of various loading conditions of column and gain knowledge of theories of failure.

Course Outcomes (COs):

After completion of this course the students are expected to be able to demonstrate following knowledge, skills and attitudes. The students will be able to

1. Define and memorize mechanical properties of material & select appropriate material for a given working Conditions.
2. Explain simple stresses, bending stress, shear stress, torsion stress, principle stresses, thin and thick cylinder, shaft, springs, columns and theories of failures.
3. Calculate and design structural members subjected to tension, compression, torsion, bending and combined stresses using the fundamental concepts of stress, strain and elastic behavior of materials.
4. Design of shaft and pressure vessels.
5. Justify bending equation and torsion equation and use it to solve the numerical.

Syllabus

Unit- I

Introduction: Stress-Strain, uni-axial, bi-axial and tri-axial stresses, tensile & compressive stresses, shear stress, Stress Strain Diagram, Poisson's Ratio, Modulus of elasticity, Modulus of rigidity, Bulk modulus, Factor of safety.

Unit- II

Simple & Compound Stresses: Definition, Deformation due to self-weight, bars of varying

Chairperson
Board of Studies

Shri Vaishnav Vidyapeeth Vishwavidyalaya
Indore

Registrar

Shri Vaishnav Vidyapeeth Vishwavidyalaya
Indore



B. Tech/B.Tech+MBA in Mechanical Engineering

Year 2nd

Sem 3rd

sections, composite sections, principle of superposition, strain energy, Transformation of stress and strain, principal stresses, normal and shear stress, Mohr's circle and its application to two and three dimensional analyses, Thermal Stress.

Unit-III

Bending and Deflection: Symmetric member, Deflection of beams, deformation and stress, bending of composite sections, Macaulay's method and Area moment method for deflection of beams.

Unit-IV

Torsion: Torsion of circular shafts-solid and hollow, Strength of Shaft and composite shaft, combined bending and torsion, strain energy due to torsion.

Unit-V

Columns and Theories of Failure: Buckling load, types of end conditions for column, Euler's column theory and its limitations, Rankine- Gordon Formula, Theories of failures: Maximum principal stress theory, Maximum principal strain theory, maximum shear stress theory; maximum strain energy theory, maximum shear strain energy theory; Application of theories to different materials and loading conditions.

Reference Books:

1. *Strength of Materials*, Dr. R.K. Bansal, Lakshmi Publications, New Delhi.
2. *Strength of Materials*, Basavarajaiah and Mahadevappa, Khanna Publishers, New Delhi.
3. *Mechanics of Materials*, James M. Gere (5th Edition), Thomson Learning
4. *Strength of Materials*—S. Ramamrutham, Dhanpat Rai Pvt. Ltd.
5. *Mechanics of Materials*—S. S. Rattan, TMH Pvt. Ltd.
6. *Strength of Materials*, Subramanyam, Oxford University Press, Edition 2005
7. *Elements of Strength of Materials*, Timoshenko and Young Affiliated East-West Press
8. *Strength of Materials*, Singer Harper and Row Publications
9. *Mechanics of Structures*—S. B. Junnarkar, Charotar Publication.
10. *Mechanics of Materials*, B.C Punmia Ashok Jain, Arun Jain, Lakshmi Publications, New Delhi.
11. *Strength of Materials*—W. Nash, Schaum's Outline Series, McGraw Hill Publication.
12. *Strength of Materials*, S.S. Bhavikatti, Vikas Publishing House Pvt Limited.

List of Experiments

1. Perform Brinell and Rockwell Hardness tests to find BHN and RHN for given specification.
2. Perform Izod/ Charpy impact test.
3. Perform Fatigue test.
4. Perform Torsion test.
5. To find tensile strength of given specimen by tensile test on MS and CI using UTM.
6. Perform Direct/cross Shear test on MS and CI by UTM.

**Chairperson
Board of Studies**

Shri Vaishnav Vidyapeeth Vishwavidyalaya
Indore

Registrar

Shri Vaishnav Vidyapeeth Vishwavidyalaya
Indore



Shri Vaishnav Vidyapeeth Vishwavidyalaya, Indore

B.Tech. Mechatronics

SUBJECT CODE	Category	SUBJECT NAME	TEACHING & EVALUATION SCHEME								
			THEORY			PRACTICAL		Th	T	P	CREDITS
			END SEM University Exam	Two Term Exam	Teachers Assessment*	END SEM University Exam	Teachers Assessment*				
BTEC305		Electronic Circuits	60	20	20	30	20	3	1	2	5

Legends: L - Lecture; T - Tutorial/Teacher Guided Student Activity; P - Practical; C - Credit;

***Teacher Assessment** shall be based following components: Quiz/Assignment/ Project/Participation in Class, given that no component shall exceed more than 10 marks.

Course Educational Objectives (CEOs):

The objective of this course is to-

- 1) Use abstractions to analyze and design simple electronic circuits.
- 2) Design and construct circuits, take measurements of circuit behavior and performance, compare with predicted circuit models and explain discrepancies.

Course Outcomes (COs):

Students who are successful in this class will be able to:

1. Understand the basic physics of carrier transport in bulk semiconductors and real device structures.
2. Understand the fundamentals of operation of the main semiconductor electronic devices.
3. Understand the basic parameters of electronic devices, their performance, and limiting factors.
4. Understand the basic principles of electronic device.

SYLLABUS

Unit-I

Physical Electronics: Electrons and holes in semiconductors, Carrier Statistics, Energy bands in intrinsic and extrinsic silicon; Mechanism of current flow in a semiconductor; Carrier transport: diffusion current, drift current, mobility and resistivity; Generation and recombination of carriers; Poisson and continuity equations, Hall Effects.

Unit-II

PN junction diode: PN junction diode in forward and reverse bias, temperature dependence of V-I characteristics, diode resistances, diode junction capacitance. Types of diodes: Zener Diode, Varactor Diode, Tunnel Diode, PIN Diode, Schottky Diode, LED and Photo Diodes, Switching characteristics of diode.

Bipolar junction transistor: Construction, basic operation, current components and equations, CB, CE and CC configuration, input and output characteristics, Early effect, Region of


Chairperson
Board of Studies
Shri Vaishnav Vidyapeeth Vishwavidyalaya, Indore


Registrar
Shri Vaishnav Vidyapeeth Vishwavidyalaya, Indore



Shri Vaishnav Vidyapeeth Vishwavidyalaya, Indore

operations: active, cut-off and saturation region. BJT as an amplifier. Ebers-Moll model, Power dissipation in transistor (P_d , max rating), Photo transistor.

Unit-III

Transistor biasing circuits and analysis: Introduction, various biasing methods: Fixed bias, Self bias, Voltage Divider bias, Collector to base bias, Load-line analysis: DC and AC analysis, Operating Point and Bias Stabilization and Thermal Runaway. Transistor as a switch.

Unit-IV

Small Signal analysis: Small signal Amplifier, Amplifier Bandwidth, Hybrid model, analysis of transistor amplifier using h-parameter, Multistage Amplifier: Cascading amplifier, Bootstrapping Technique, Darlington amplifier and cas-code amplifier, Coupling methods in multistage amplifier, Low and high frequency response, Hybrid π model, Current Mirror circuits.

Large Signal analysis and Power Amplifiers: Class A, Class B, Class AB, Class C, Class D, Transformer coupled and Push-Pull amplifier

Unit-V

FET: JFET- Construction, n-channel and p-channel transistors, drain and transfer characteristics, parameters, Equivalent model and voltage gain, analysis of FET in CG, CS and CD configuration. Enhancement and Depletion MOSFET drain and transfer Characteristics.

Uni-junction Transistor (UJT): UJT - Principle of operation, characteristics, UJT relaxation oscillator, PNP Diode and its characteristics,

Thyristors: Silicon controlled rectifier: V-I characteristics, DIAC and TRIAC, Thyristors parameters and applications.

Text Books:

1. Boylestad and Nashelsky: Electronic Devices and Circuit Theory, Pearson Education
2. Sedra and Smith: Microelectronics, Oxford Press.

Reference Books:

1. Ben G. Streetman, Sanjay Bannerjee, Solid State Electronic Devices.
2. Graham Bell: Electronic Devices and Circuits, PHI.
3. Millman and Halkias: Integrated electronics, TMH
4. Donald A Neamen: Electronic Circuits Analysis and Design.
5. Robert F. Pierret, Semiconductor Device Fundamentals.

LIST OF EXPERIMENTS:

1. To determine and analyze the V-I characteristics of PN Junction diode.
2. To determine and analyze the V-I characteristic of Zener diode and its load regulation capability.
3. To design clipper and clamper circuits.
4. To determine input and output characteristics of transistor amplifiers in CE configurations.
5. To determine input and output characteristics of transistor amplifiers in CC configurations.
6. To determine input and output characteristics of transistor amplifiers in CB configurations.

Chairperson
Board of Studies

Shri Vaishnav Vidyapeeth Vishwavidyalaya

Registrar
Shri Vaishnav Vidyapeeth



Shri Vaishnav Vidyapeeth Vishwavidyalaya, Indore

7. To determine the frequency response of CE amplifier, direct coupled and RC coupled amplifier.
8. To determine Drain and Transfer Characteristics of JFET Amplifier.
9. To determine Drain and Transfer Characteristics of MOSFET Amplifier.
10. To determine characteristics of class A and B power amplifiers.

Chairperson
Board of Studies
Shri Vaishnav Vidyapeeth Vishwavidyalaya
Indore

Registrar
Shri Vaishnav Vidyapeeth
Vishwavidyalaya, Indore



Shri Vaishnav Vidyapeeth Vishwavidyalaya,

I. I. I.

SUBJECT CODE	Category	SUBJECT NAME	TEACHING & EVALUATION SCHEME								
			THEORY			PRACTICAL		L	T	P	CREDITS
			END SEM UNIVERSITY EXAM	TWO TERM EXAM	TEACHER ASSESSMENT*	END SEM UNIVERSITY EXAM	TEACHER ASSESSMENT*				
BTME310	DCS	KINEMATICS OF MACHINES	60	20	20	30	20	2	1	2	4

Legends: L - Lecture; T - Tutorial/Teacher Guided Student Activity; P-Practical; C - Credit;

*Teacher Assessment shall be based following components: Quiz/Assignment/ Project/Participation in Class, given that no component shall exceed more than 20 marks.

Course Educational Objectives (CEOs):

This course provides comprehensive knowledge of (A) Mechanism and machine
(B) Kinematics of plane motion, (C) Cam and Follower, (D) Gears and Gear Train,
(E) Gyroscope.

Course Outcomes (COs):


After completion of this course the students are expected to be able to demonstrate following knowledge, skills and attitudes


1. Students will be able to define systematically design and develop mechanisms to perform a specified task and demonstrate an understanding of the concepts of various mechanisms and pairs.
2. Students will be able to do the velocity and acceleration analysis of simple mechanisms.
3. Students will be able to explain effectively present written, oral, and graphical solutions to design problems & develop ability to come up with innovative ideas and design a layout of cam for specified motion.
4. Students will be able demonstrate an understanding of principle of gears.
5. Students will be able to synthesis simple gyroscopic forces and couple, and gyroscopic effect in airplanes, ship and vehicle.

Syllabus

Unit - I

Mechanisms and Machines: Mechanism, machine, plane and space mechanism, kinematic pairs, kinematic chains their classification, degrees of freedom, Grubler's criterion, kinematics inversions four bar mechanism and slider crank mechanism, equivalent linkages, pantograph, straight line motion mechanism, Davis and Ackermann's steering mechanism, Hooke's joint.


Chairperson
Board of Studies
Shri Vaishnav Vidyapeeth Vishwavidyalaya
Indore


Registrar
Shri Vaishnav Vidyapeeth Vishwavidyalaya
INDORE (M.P.)



Shri Vaishnav Vidyapeeth Vishwavidyalaya,

Indore

Unit - II

Motion: kinematics of Plane motion, Absolute & Relative motion, Displacement, Velocity and Acceleration Analysis by Graphical & Analytical methods, Velocity image, Velocity of rubbing, Kennedy's Theorem, Acceleration image, Acceleration polygon, Coriolis acceleration component, Klein's construction, Velocity and Acceleration Analysis using complex Raven's methods..

Unit - III

Cams: Classification of Cams and Followers, Radial Cam Terminology, Analysis of Follower motion (uniform, modified uniform, simple harmonic, parabolic, cycloidal), Pressure Angle, Radius of Curvature, Cam Profile for radial and offset followers Synthesis of Cam Profile by Graphical Approach.

Unit - IV

Gears: Classification of gears and its type, Gear Terminology, Law of gearing, Tooth profiles, velocity of sliding, Path of contact, Arc of contact, Contact Ratio, Interference and Undercutting, Conjugate action.

Gear Trains: Simple, compound, reverted and epi-cyclic gear trains. Velocity ratio and torque calculation in gear trains

Unit - V

Gyroscope: Gyroscopic Action in Machines, Angular Velocity and Acceleration, Gyroscopic torque/ couple, Gyroscopic effect on Naval Ships, Stability of Two and Four Wheel Vehicles, Rigid disc at an angle fixed to a rotating shaft.


Reference Books:

1. *Mechanism and Machine Theory*, by Ambekar AG; PHI. Eastern Economy Edition 2015 "
2. *Theory of machines & Mechanism* by Uicker & Shigley, Second Edition Oxford University Press "
3. *Theory of Machines*, by Dr. Jagdish Lal; Metropolitan Book Co; Delhi
4. *Mechanism and Machine Theory*, by Rao J S and Duggipati; New Age Delhi. "
5. *"Theory of Machines"*, by S.S. Rattan, (2009), Third Edition, Tata McGraw-Hill

List of Experiments

1. To synthesize and demonstrate the inversion of four bar mechanism through animation and model.
2. To synthesize and demonstrate the inversion of single slider and double slider crank mechanism through animation and model.
3. To construct and demonstrate the steering mechanism based on Davis & Ackermann's Steering mechanisms principles.
4. To find out velocity & acceleration of slider crank mechanism by Klein's Construction.


Chairperson
Board of Studies
Shri Vaishnav Vidyapeeth Vishwavidyalaya
Indore


Registrar
Shri Vaishnav Vidyapeeth Vishwavidyalaya
INDORE (M.P.)



Shri Vaishnav Vidyapeeth Vishwavidyalaya,

Y. J. ...

6. To draw Involute profile of a gear by generating method.
7. To find out velocity ratio of various gear trains.
8. To study working of sun and planet epicycle gear train mechanism using models
9. To study various types of belt drives & find out the velocity ratio of the drive.
10. To find out gyroscopic couple.


Chairperson
Board of Studies
Shri Vaishnav Vidyapeeth Vishwavidyalaya
Indore


Registrar
Shri Vaishnav Vidyapeeth Vishwavidyalaya
INDORE (M.P.)

B Tech. (Mechatronics)

SUBJECT CODE	Category	SUBJECT NAME	TEACHING & EVALUATION SCHEME								
			THEORY			PRACTICAL		Th	T	P	CREDITS
			END SEM University Exam	Two Term Exam	Teachers Assessment*	END SEM University Exam	Teachers Assessment*				
BTMT302		PCB Designing Lab	0	0	0	30	20	0	0	2	1

Legends: L - Lecture; T - Tutorial/Teacher Guided Student Activity; P - Practical; C - Credit;

***Teacher Assessment** shall be based following components: Quiz/Assignment/ Project/Participation in Class, given that no component shall exceed more than 10 marks.

Course Educational Objectives (CEOs):

The subject aims to provide the student with:

1. Familiarization of PCB Circuit Terminology and able to design a circuit and create a schematic Capture
2. Become proficient with computer skills for drawing Schematic and PCB Layout

Course Outcomes (COs):

Student will be able to:

1. Apply the process of PCB manufacturing, assembling and testing.
2. Demonstrate various electronic components.
3. Use circuit design tools, PCB manufacturing and assembling knowledge.
4. Design Basic Electronic circuits.

List of Experiments

1. Identification and introduction of various electronics components(R, L, C etc).
2. Introduction and Comparison of various types of PCBs.
3. Demonstration of various measuring instruments(CRO, Multimeter etc).
4. Design of basic circuits using Breadboard (Rectifier, Clippers, Clampers etc.).
5. Introduction and comparison of Software tool s used for PCB Designing.
6. Designing of basic circuit layout using software tools.
7. Study of PCB design technique.
8. Design of Power Supply
9. Design of Various logic Gates.
10. Design of basic circuits using PCB.

References:

1. Printed Circuit Boards: Design, Fabrication, Assembly and Testing R. S. Khandpur Tata McGraw-Hill Education, 2005
2. Printed Circuits Handbook Clyde Coombs McGraw Hill Professional, 22-May-2007


Chairperson
Board of Studies
 Shri Vaishnav Vidyapeeth Vishwavidyalaya
 Indore


Registrar
 Shri Vaishnav Vidyapeeth Vishwavidyalaya
 INDORE (M.P.)



Shri Vaishnav Vidyapeeth Vishwavidyalaya, Indore

B.Tech. Mechatronics

COURSE CODE	Category	COURSE NAME	TEACHING & EVALUATION SCHEME								
			THEORY			PRACTICAL		Th	T	P	CREDITS
			END SEM University Exam	Two Term Exam	Teachers Assessment*	END SEM University Exam	Teachers Assessment*				
BTCS207	-	Computer Programming-II	0	0	0	30	20	0	0	2	1

Legends: L - Lecture; T - Tutorial/Teacher Guided Student Activity; P – Practical; C - Credit;

*Teacher Assessment shall be based following components: Quiz/Assignment/Project/Participation in Class, given that no component shall exceed more than 10 marks

Course Objectives:

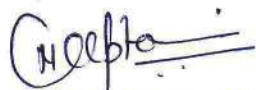
1. To understand Object oriented concepts.
2. To understand programming using object oriented techniques.
3. To understand the use of various system libraries.
4. To have the knowledge of important topics and principles of software development.
5. To write a computer program & to solve specified problems.
6. To use the Java SDK environment to create, debug and run simple Java programs.
7. To study event driven Graphical User Interface (GUI) programming

Course Outcomes:

1. Students should be able to explain the object oriented concepts.
2. Students should be able to write programs using object-based programming techniques including classes, objects and inheritance.
3. Able to use of various system libraries.
4. Be aware of the important topics and principles of software development.
5. Have the ability to write a computer program to solves pecified problems.
6. Be able to use the Java SDK environment to create, debug and run simple Java programs.
7. Introduce event driven Graphical User Interface (GUI) programming

UNIT-I

Java Fundamentals: Features of Java, OOPs concepts, Java virtual machine, Byte code interpretation Data types, variable, arrays, expressions, operators, and control structures, Objects, Introduction to Class: Instance members and member functions, constructors, constructor overloading, Static Method, Static classes, Inner classes



Chairperson
Board of Studies

Shri Vaishnav Vidyapeeth Vishwavidyalaya



Registrar

Shri Vaishnav Vidyapeeth



Shri Vaishnav Vidyapeeth Vishwavidyalaya, Indore

UNIT-II

Introduction to Java classes and objects: Java features: Java syntax, data types, data type conversions, control statements, operators and their precedence. Introduction to Class: Instance members and member functions. Inner Classes, String Handling, Wrapper classes

UNIT-III

Inheritance, Polymorphism and Collection: Class relationships: Inheritance and its types, Merits and Demerits. Association, Association inheritance, Polymorphism: Dynamic method dispatch, Runtime polymorphism, Abstract classes, Interfaces and packages, Collections.

UNIT-IV

Exception Handling and Multithreading: Exceptions: Need for exceptions, Exception hierarchy: Checked Unchecked exceptions, Try, catch, finally, Throw, throws, creating exceptions. Multithreading: Thread Life cycle, Multi threading advantages and issues, Simple thread program, Priorities and scheduling, Thread Synchronization.

UNIT-V


Java I/O, Applets, Event Handling, and Database Connectivity: Basic concept of streams I/O stream & reader-writer classes. File handling. Applet and its Life Cycle, Basic GUI elements, Event Delegation Model and event handling Swing components: Applet, JButton, JFrame, etc. Sample swing programs JDBC architecture, establishing connectivity and working with connection interface working with statements, Creating and executing SQL statements, working with Result Set

References:

1. Java- Head First 2nd edition Kathy Sierra , Bert Bates.
2. Programming with Java A Primer, E. Balaguruswamy Tata McGraw Hill Companies.
3. Java Programming John P. Flynt Thomson 2nd.
4. Java Programming Language Ken Arnold Pearson.
5. The complete reference JAVA2, Hervert schildt. TMH.
6. Big Java, Cay Horstmann 2nd edition, Wiley India Edition.
7. Java – Balaguruswamy.

Practical's List:

1. Installation of J2SDK
2. Write a program to show Scope of Variables
3. Write a program to show Concept of CLASS in JAVA
4. Write a program to show Type Casting in JAVA
5. Write a program to show How Exception Handling is in JAVA
6. Write a Program to show Inheritance
7. Write a program to show Polymorphism
8. Write a program to show Access Specifiers (Public, Private, Protected) in JAVA
9. Write a program to show use and Advantages of CONSTRUCTOR
10. Write a program to show Interfacing between two classes
11. Write a program to Add a Class to a Package
12. Write a program to show Life Cycle of a Thread



Chairperson
Board of Studies

Shri Vaishnav Vidyapeeth Vishwavidyalaya
Indore


Registrar

Shri Vaishnav Vidyapeeth
Vishwavidyalaya, Indore



Shri Vaishnav Vidyapeeth Vishwavidyalaya, Indore

13. Write a program to demonstrate AWT.
14. Write a program to Hide a Class
15. Write a Program to show Data Base Connectivity Using JAVA
16. Write a Program to show "HELLO JAVA" in Explorer using Applet
17. Write a Program to show Connectivity using JDBC
18. Write a program to demonstrate multithreading using Java.
19. Write a program to demonstrate applet life cycle.
20. Write a program to demonstrate concept of servlet.

**Chairperson
Board of Studies**

**Shri Vaishnav Vidyapeeth Vishwavidyalaya
Indore**

Registrar
**Shri Vaishnav Vidyapeeth
Vishwavidyalaya, Indore**